


2025 Hartford Fair Livestock Quality Assurance

Swine Project Packet



Programming provided by OSU Extension - Licking County

A colorful illustration of a farm scene. In the background, there are rolling green hills, a blue sky with white clouds and birds, and a farm building with a red roof. In the foreground, various farm animals are depicted: two white sheep on the left, a brown cow, a white goat, a pink pig, a white duck, a white rabbit, a brown chicken, and a yellow chicken. A wooden fence runs across the middle ground.

Good Production Practices (GPPs) For Youth Livestock Producers

- GPP 1 Use an appropriate Veterinarian / Client / Patient Relationship (VCPR) as the Basis for Medication Decision Making.
- GPP 2 Establish and Implement an Efficient and Effective Health Management Plan.
- GPP 3 Use antibiotics responsibly.
- GPP 4 Properly Store and Administer Animal Health Products.
- GPP 5 Follow Proper Feed Processing Protocols.
- GPP 6 Establish Effective Identification, Medication Records, and Withdrawal Times.
- GPP 7 **Practice Good Environmental Stewardship.**
- GPP 8 **Maintain Proper Workplace Safety.**
- GPP 9 **Provide Proper Care to Improve Animal Well-Being.**
- GPP 10 Utilize Tools for Continuous Improvement.

2025 Focus

2025 Hartford Independent Fair

Junior Fair Livestock / Animal Requirement Summary

(Last Revision 03.24.2025)

	Exhibit Limit	Possession	Pre-Fair Weigh-In/Tagging	Licking County Quality Assurance (Must complete training annually) JUNE 1 st Deadline	Clinics	Entry Deadline	Animal Requirements	Health Requirements
Market Steer & Market Heifer	Maximum of 6 entries for Beef Division (Dept. 102/103/104/105)	December 7 th Weigh-In	Must be weighed, tattooed, and tagged on Saturday, December 7, 2024 (8 - 11 a.m.) Grubb Arena, Fairgrounds) Fee: \$5 / RFID Tag (if needed)	March 20 Watkins H.S. / April 3 Utica H.S. / April 16 Licking Valley H.S. / April 22 Northridge H.S. May 13 Johnstown Middle School All programs held 6:30-8:30 p.m.		Entry deadline is Friday, June 27. Changes must be made prior to Friday July 18 late entry deadline.	All animals must be dehorned, and bulls castrated before December weigh-in. Must be 950 lbs. to sell	No health papers required. However, you must follow state guidelines. D.U.N.F. and U.P. feeding forms will be completed online prior to arrival to fairgrounds.
Steer Pool	May only draw 1 animal from Pool to exhibit. Maximum of 6 entries for Beef Division (Dept. 102/103/104/105)	Steer Pool Selection Date (November)	Completed during selection of steers.	March 20 Watkins H.S. / April 3 Utica H.S. / April 16 Licking Valley H.S. / April 22 Northridge H.S. May 13 Johnstown Middle School All programs held 6:30-8:30 p.m.	Attend regularly scheduled Steer Pool meetings	Entry deadline is Friday, June 27. Changes must be made prior to Friday July 18 late entry deadline.	Steer must sell at the fair. Carcass Contest will take place following the fair.	No health papers required. However, you must follow state guidelines. D.U.N.F. forms will be completed online prior to arrival to fairgrounds.
Beef Feeder Calf	Maximum of 6 entries for Beef Division (Dept. 102/103/104/105)	June 1 st	Must be tagged on Saturday, June 7 th (8:00 – 10:00 a.m.) Sheriff's Office – Fairgrounds. Fee: \$5 / RFID Tag (if needed)	March 20 Watkins H.S. / April 3 Utica H.S. / April 16 Licking Valley H.S. / April 22 Northridge H.S. May 13 Johnstown Middle School All programs held 6:30-8:30 p.m.		Entry deadline is Friday, June 27. Changes must be made prior to Friday July 18 late entry deadline.	Calves must weigh 300 - 700 lbs. to show for champion (steers and heifers only) (Not a sale animal)	No health papers required. However, you must follow state guidelines.
Breeding Beef	Maximum of 6 entries for Beef Division (Dept. 102/103/104/105)	May 1	Breeding Beef project animals must have RFID tags and submit photos online by May 1, including side view and head view with ear tag identification.	March 20 Watkins H.S. / April 3 Utica H.S. / April 16 Licking Valley H.S. / April 22 Northridge H.S. May 13 Johnstown Middle School All programs held 6:30-8:30 p.m.		Entry deadline is Friday, June 27. Changes must be made prior to Friday July 18 late entry deadline.	All breeds, except crossbreds, must be registered to show for special premiums. Registration papers will be checked at fair. (Not a sale animal)	No health papers required. However, you must follow state guidelines.
Dairy Feeder Calf	Maximum of 6 entries for Beef Division (Dept. 102/103/104/105)	May 1	Must be weighed, tagged and vaccinated on Saturday, June 7 (8 a.m. - 11:00 a.m.) Grubb Arena, Hartford Fairgrounds Fee: \$10 / animal **Must be dehorned / castrated prior to June 1 in order to be tagged**	March 20 Watkins H.S. / April 3 Utica H.S. / April 16 Licking Valley H.S. / April 22 Northridge H.S. May 13 Johnstown Middle School All programs held 6:30-8:30 p.m.		Entry deadline is Friday, June 27. Changes must be made prior to Friday July 18 late entry deadline.	Calf must be 100% Holstein or Brown Swiss. Calf must be dehorned, and castrated PRIOR to weigh-in. Must weigh 400-650 lbs. to sell through junior fair sale.	No health papers required. However, you must follow state guidelines. D.U.N.F. and U.P. feeding forms will be completed online prior to arrival to fairgrounds.
Dairy Cattle	No limit as to the number of dairy entries	May 1	N/A	March 20 Watkins H.S. / April 3 Utica H.S. / April 16 Licking Valley H.S. / April 22 Northridge H.S. May 13 Johnstown Middle School All programs held 6:30-8:30 p.m.		Entry deadline is Friday, June 27. Changes must be made prior to Friday July 18 late entry deadline.	No horns permitted (except on junior and intermediate heifers). (Not a sale animal)	No health papers required. However, you must follow state guidelines.
Market Hogs	May exhibit up to 2 animals per exhibitor	May 1	Market Hog ID materials must be submitted online by no later than May 15. Photo(s) must show RFID tag number; RFID tag number must be used for all official ID purposes.	March 20 Watkins H.S. / April 3 Utica H.S. / April 16 Licking Valley H.S. / April 22 Northridge H.S. May 13 Johnstown Middle School All programs held 6:30-8:30 p.m.		Entry deadline is Friday, June 27. Changes must be made prior to Friday July 18 late entry deadline.	Terminal Sale. Min. of 200 lbs. to sell / 220-290 lbs. to show for Champion. Any breed / cross. Gilts and barrows allowed. Clipping discouraged – hair must meet ODA Rev. Code.	<u>Must have RFID tag by May 15 and be documented in photo submission.</u> No health papers required. However, you must follow state guidelines. D.U.N.F. forms will be completed online prior to arrival to fairgrounds.
Market Lambs	May exhibit up to 5 animals (1 pen of two and 3 singles) NOTE: Can't be shown in Breeding Sheep show during Hartford Fair.	May 1	Tagging on May 17 (9 a.m. – 12 p.m.) Sheriff Office, Hartford Fairgrounds Up to 6 lambs may be tagged at that time. Fee: \$3 per animal. Scrapies tags required! <i>Online pre-registration required. (New!)</i>	March 20 Watkins H.S. / April 3 Utica H.S. / April 16 Licking Valley H.S. / April 22 Northridge H.S. May 13 Johnstown Middle School All programs held 6:30-8:30 p.m.		Entry deadline is Friday, June 27. Changes must be made prior to Friday July 18 late entry deadline.	No rams allowed. MUST be slick shorn one week or less prior to the fair. All lambs must weigh min. of 95 lbs. (except Southdown / Cheviots 85 lbs.).	<u>Must have USDA approved Scrapies tag.</u> No health papers required. However, you must follow state guidelines. D.U.N.F. and U.P. feeding forms will be completed online prior to arrival to fairgrounds.
Market Lamb Pool	May select / exhibit up to two lambs. (Counts toward max of 5 that will be shown in Dept 108 Market Lamb)	Lamb Pool Selection will take place May 4 @ 3pm (Claylick Run Farm) Pre-registration required.	Completed during selection of lambs. <i>NOTE: Lamb Pool application deadline is April 6.</i>	March 20 Watkins H.S. / April 3 Utica H.S. / April 16 Licking Valley H.S. / April 22 Northridge H.S. May 13 Johnstown Middle School All programs held 6:30-8:30 p.m.		Entry deadline is Friday, June 27. Changes must be made prior to Friday July 18 late entry deadline.	Lambs must come through the Lamb Pool offered by the Licking County Sheep Improvement Association. MUST be slick shorn one week or less prior to the fair. Lambs must weigh min. of 95 lbs.	<u>Must have USDA approved Scrapies tag.</u> No health papers required. However, you must follow state guidelines. D.U.N.F. and U.P. feeding forms will be completed online prior to arrival to fairgrounds.
Breeding Sheep	May exhibit up to 5 entries in Junior Fair.	May 1	N/A Scrapies tags are required for identification.	March 20 Watkins H.S. / April 3 Utica H.S. / April 16 Licking Valley H.S. / April 22 Northridge H.S. May 13 Johnstown Middle School All programs held 6:30-8:30 p.m.		Entry deadline is Friday, June 27. Changes must be made prior to Friday July 18 late entry deadline.	May show ewes or rams. (Not a sale animal)	<u>Must have USDA approved Scrapies tag.</u> No health papers required. However, you must follow state guidelines.

	Exhibit Limit	Possession	Pre-Fair Weigh-In/Tagging	Licking County Quality Assurance (Must complete training annually) JUNE 1 st Deadline	Clinics	Entries	Animal Requirements	Health Requirements
Market Goats	May exhibit up to 2 animals.	May 1 st	Tagging on May 17 (10 a.m.–12 p.m.) Goat Barn, Hartford Fairgrounds Fee: \$2 / animal May tag up to 6 animals. Scrapies tags required. <i>Online pre-registration required. (New!)</i>	March 20 Watkins H.S. / April 3 Utica H.S. / April 16 Licking Valley H.S. / April 22 Northridge H.S. May 13 Johnstown Middle School All programs held 6:30-8:30 p.m.	Goats R Us 4-H Club will host workshops on May 29 and June 26 (6pm) at the Hartford Fairgrounds that are open to any youth. Contact Laney McLaughlin # 740.927.4790	Entry deadline is Friday, June 27. Changes must be made prior to Friday July 18 late entry deadline.	Minimum of 45 lbs. to sell. MUST be sick shorn one week or less prior to the fair. Only goats entered in Junior Fair may stay on the grounds.	Must have USDA approved Scrapies identification in all goats (ear tag / microchip / tattoo / registration papers). No health papers required. However, you must follow state guidelines. D.U.N.F. and U.P. feeding forms will be completed online prior to arrival to fairgrounds.
Breeding Goats	May exhibit up to 6 animals (any market goat entries count toward this total of six entries within the goat department)	May 1	N/A Scrapies tags are required for identification.	March 20 Watkins H.S. / April 3 Utica H.S. / April 16 Licking Valley H.S. / April 22 Northridge H.S. May 13 Johnstown Middle School All programs held 6:30-8:30 p.m.	Goats R Us 4-H Club will host workshops on May 29 and June 26 (6pm) at the Hartford Fairgrounds that are open to any youth. Contact Laney McLaughlin # 740.927.4790	Entry deadline is Friday, June 27. Changes must be made prior to Friday July 18 late entry deadline.	No horned goats permitted in dairy classes. No bucks permitted. (Not a sale animal) Only goats entered in Junior Fair may stay on the grounds.	Must have USDA approved Scrapies identification in all goats (ear tag / microchip / tattoo / registration papers). No health papers required. However, you must follow state guidelines.
Market Rabbits	Max of 2 per Lot, which counts toward max of 6 entries for Market and Breeding Rabbits.	30 days preceding fair	Registration/Tattooing July 12 (10 a.m. - 2 p.m.) Beef Barn, Hartford Fairgrounds Fee: \$1 / animal	March 20 Watkins H.S. / April 3 Utica H.S. / April 16 Licking Valley H.S. / April 22 Northridge H.S. May 13 Johnstown Middle School All programs held 6:30-8:30 p.m.	Rabbit & Poultry Clinic & Fun Show – Details TBA!	Entry deadline is Friday, June 27. Changes must be made prior to Friday July 18 late entry deadline.	Single fryer / pen of three rabbits min 3 ½ lbs. / max 5 ½ lbs. 69 days old each at show	No health papers required. However, you must follow state guidelines. D.U.N.F. forms will be completed online prior to arrival to fairgrounds.
Breeding Rabbits	Max of 2 per Lot, which counts toward max of 6 entries for Market and Breeding Rabbits.	May 1	Sr. Rabbits - May 17 (10 a.m. – 2 p.m.) Beef Barn, Fairgrounds Jr Rabbits - July 12 (10 a.m. – 2 p.m.) Beef Barn, Fairgrounds Fee: \$1 / animal	March 20 Watkins H.S. / April 3 Utica H.S. / April 16 Licking Valley H.S. / April 22 Northridge H.S. May 13 Johnstown Middle School All programs held 6:30-8:30 p.m.	Rabbit & Poultry Clinic & Fun Show – Details TBA!	Entry deadline is Friday, June 27. Changes must be made prior to Friday July 18 late entry deadline.	(Not a sale animal)	No health papers required. However, you must follow state guidelines.
Meat Poultry (broilers / turkeys / ducks)	Max of 2 per Lot, which counts toward max of 6 entries for Market Poultry. Meat turkeys, chickens and ducks must be purchased through a Hartford Fair Poultry Pool.	Meat turkeys / chickens / ducks must be purchased through Hartford Fair Poultry Pool.	Turkeys are banded May 17 (10 a.m. – 2 p.m.) Beef Barn, Hartford Fairgrounds All other Meat Poultry - Wing Banding July 12 (10 a.m. - 2 p.m.) Beef Barn, Hartford Fairgrounds Fee: \$1 / entry	March 20 Watkins H.S. / April 3 Utica H.S. / April 16 Licking Valley H.S. / April 22 Northridge H.S. May 13 Johnstown Middle School All programs held 6:30-8:30 p.m.	Rabbit & Poultry Clinic & Fun Show – Details TBA!	Entry deadline is Friday, June 27. Changes must be made prior to Friday July 18 late entry deadline.	Meat chicken/single broiler/ pen of three birds must weigh between 5 and 8 lbs. Meat turkeys, chickens and ducks must be purchased through Hartford Fair Poultry Pool.	D.U.N.F. forms will be completed online prior to arrival to fairgrounds.
Breeding Poultry	Max of 2 per Lot, which counts toward max of 6 entries for Market Poultry.	May 1	Wing Banding May 17 (10 a.m. - 2 p.m.) Beef Barn, Hartford Fairgrounds Fee: \$1 / entry	March 20 Watkins H.S. / April 3 Utica H.S. / April 16 Licking Valley H.S. / April 22 Northridge H.S. May 13 Johnstown Middle School All programs held 6:30-8:30 p.m.	Rabbit & Poultry Clinic & Fun Show – Details TBA!	Entry deadline is Friday, June 27. Changes must be made prior to Friday July 18 late entry deadline.	(Not a sale animal)	Be prepared to show NPIP health papers. All turkeys must be Pollorum tested by a veterinarian. Health papers must be presented upon arrival to barn.
Dogs	May exhibit up to 6 Dogs, max of 6 entries.	April 1 Must be owned by exhibitor or immediate family	N/A	No Quality Assurance Program required for this species in 2025.		Entry deadline is Friday, June 27. Changes must be made prior to Friday July 18 late entry deadline.	(Not a sale animal) Need certificate of license & dog license tag to register. Dog must be older than 6 mos. at time of show. Dogs in heat may not be shown.	Hartford Fair Certificate of Vaccination form required. (available through Licking County 4-H Club Advisors and the Licking County Extension Office website)
Llamas	May exhibit up to 6 Llamas, max of 6 entries.	May 1	N/A	No Quality Assurance Program required for this species in 2025.		Entry deadline is Friday, June 27. Changes must be made prior to Friday July 18 late entry deadline.	(Not a sale animal) Haul-in only. Temporary stalling will be provided day of show.	No health papers required. However, you must follow state guidelines.
Equine (Horse & Pony)	May exhibit up to 6 animals (may only stall 1 animal) NOTE: All horses and ponies must have a Body Condition Score (BCS) of at least “4” to be exhibited at 4-H events and shows.	Licking County exhibitors submit by April 25 to the LC4-HH&PC Knox & Delaware exhibitors submit by April 25 to Hartford Fair Office	N/A	All Equine members must complete EquiSTEP training program by June 1 st . (go.osu.edu/EquiStep2025)	Licking County Pony measurements made by appointment prior to April 10. Contact Nancy Arledge (#614-989-5717). An educational clinic will be held April 26, sponsored by the Licking County 4-H Horse & Pony Council.	Entry deadline is Friday, June 27. Changes must be made prior to Friday July 18 late entry deadline.	(Not a sale animal) Pre-entry for classes is required. All classes must be entered by fair entry deadline.	Required Vaccinations: West Nile Combo (includes Tetanus), Rhino/Flu, and Equine Rabies. Health papers must be presented at Vet Check Point & Horse Project Grading. Veterinarian certificate and DUNF required for any and all medications with unexpired withdrawal period.

For all species divisions which are listed on this form, the youth member must be currently enrolled in the respective appropriate project in either Licking, Knox, or Delaware County 4-H / FFA/Steer Pool programs. The project must be carried through the county of which the youth is a 4-H or FFA member in good standing. Licking, Knox and Delaware County members are encouraged to attend a Quality Assurance Program within their county of membership.

Project Enrollment for 4-H and FFA Members and Showing Animals

- ✓ Ohio 4-H members are sometimes also FFA members. To keep work in both organizations clearly separate, members are advised to take a different species in each organization or, at the very least, to take market animals in one and breeding animals in the other.

	4-H	FFA
Allowable	Breeding Gilt	Market Hog
Allowable	Market Steer	Market Hog
Not Allowable	Market Lamb	Market Lamb



Photos courtesy of the Ohio State Fair.



Information

For questions about Ohio State Fair entries, rules, and deadlines please visit <https://ohiostatefair.com/livestock/>

For additional livestock project resources and scrapie information, please visit <https://go.osu.edu/livestock>

For questions related to statewide Quality Assurance policies please contact:

Elizabeth Duling, Food Animal Specialist, share.8@osu.edu



Ohio State University Extension
Department of Animal Sciences
Animal Sciences Building Room 222
2029 Fyffe Road
Columbus, Ohio 43210
Phone: 614-292-0589
Visit us online at: <http://www.ohio4h.org>

 **THE OHIO STATE UNIVERSITY**
COLLEGE OF FOOD, AGRICULTURAL,
AND ENVIRONMENTAL SCIENCES

CFAES provides research and related educational programs to clientele on a nondiscriminatory basis. For more information, visit cfaesdiversity.osu.edu. For an accessible format of this publication, visit cfaes.osu.edu/accessibility.

Requirements of Livestock Projects for Exhibition in Ohio Fairs



Requirements of County 4-H Educators

When youth livestock project members are required to attend Quality Assurance, ensure that:

- ✓ Members are in good standing
 - Check with club advisor to make sure they have met club requirements to be in good standing.
- ✓ Youth have completed QA **at least 45 days prior** to the START of the fair (not the show day)
 - For example, if the opening day of the fair is July 20, but a youth doesn't show until July 23, QA must be completed by the youth at least 45 days prior to July 20.
 - ***If the fair takes place after the Ohio State Fair, and a youth wants to exhibit at the Ohio State Fair, they must complete QA 45 days prior to the opening day of the Ohio State Fair to be eligible to participate. ***

- ✓ Members are enrolled in the appropriate project corresponding to the class/animal they are entering
 - For example, youth must be enrolled in a market beef project to enter for a market steer/market heifer class.
 - A youth CANNOT be enrolled in only beef breeding and take a market heifer to the fair.

Requirements for Parents/Guardians/ Advisors and Youth

Make sure that children/club member(s) entering livestock at the county and/or Ohio State Fair:

- ✓ Are members in good standing
 - Have they met your club standards (attendance, forms filled out, enrolled in the proper projects, etc).
- ✓ Have completed QA **at least 45 days prior** to the START of the fair (not the show day)
 - For example, if the opening day of the fair is July 20, but the youth doesn't show until July 23, QA must be completed by the youth at least 45 days prior to July 20.
 - ***If the fair takes place after the Ohio State Fair, and the youth wants to exhibit at the Ohio State Fair, they must complete QA 45 days prior to the start of the Ohio State Fair to be eligible to participate. ***

- ✓ Are enrolled in the appropriate project corresponding to the class/animal they are entering
 - For example, youth must be enrolled in a market beef project to enter a market steer/market heifer class.
 - A youth CANNOT be enrolled in only beef breeding and take a market heifer to the fair.

Requirements for Parents/Guardians/ Advisors and Youth

- ✓ Have the project animal(s) in their possession by the approved dates (refer to county/state fair rules) and is properly tagged/identified
 - For example, beef exhibitors for the Ohio State Fair must send a DNA sample and register EID tag by January 15 to be eligible for entry.
 - County fairs will require tagging/tattoo days for market animals.
 - Sheep and goats must have scrapie tags/identification per USDA.

- ✓ Have registered/entered in the correct classes by the posted deadlines for the event.
- ✓ Understand and comply with fair rules and regulations.



For questions about project requirements, Quality Assurance dates/requirements, fair requirements, and county-related rules, please contact your county 4-H Extension Educator. Contact information can be found at licking.osu.edu.

2025 HARTFORD SENIOR FAIR BOARD

POINTS OF IMPORTANCE

VARIOUS ANIMAL UPDATES AND REMINDERS...

— BEEF CATTLE.

- Beef Feeder Calves must be in the possession of the exhibitor by June 1st and must attend check-in at the Hartford Fairgrounds on Saturday, June 7th. Calves should have RFID tags in place by June 7th, or can purchase a tag at check-in for \$5.00
- Breeding Beef project animals must be in the possession of the member by May 1st, have an RFID tag in place, and upload a side-view and front-view photos (with tag visible) by May 1st.
- Market Beef Bred and Owned animals will be showing in their own respective classes in 2025. Bred and Owned entries will have an overall top five. The Champion Bred and Owned will then compete for the overall Market Champion. During the entry process you must select the Bred and Owned classes when appropriate. All Bred and Owned rules still apply.
- New this year, we are hoping to have a fitting contest for exhibitors. Date, time and rules are yet to be determined.

— DAIRY CATTLE.

- Dairy Judging Contest will begin at 11:00 a.m. on Monday, August 4th.
- Dairy Skillathon will be held 1-3:00 p.m. on Monday, August 4th.

— DAIRY FEEDERS.

- Dairy Feeder calves may be only of 100% Holstein or Brown Swiss breeding.
- Weigh-in on June 7th will run from 8:00 - 11:00 a.m. The weigh-in will also include an independent assessor whose task will be to identify calves that may require DNA testing, to verify Holstein / Brown Swiss breeding. A clinic and show will be offered following the weigh-in.
- The Dairy Feeder Skillathon is going to be offered ahead of the fair on Sunday, July 27th. Be watching for additional details!

— GOATS.

- All goats must have approved Scrapies identification!
- Only goats entered in Junior Fair classes may stay on the grounds.
- All market goats must be in the possession of the exhibitor by May 1st and attend weigh-in / tagging on May 17th. An online registration will be provided in advance of tagging. All goats are required to be pre-registered into the survey by noon on May 15th.

○

— HORSE.

- Horse Skillathon will begin at noon on Sunday, August 4th, so as to allow for exhibitors to complete Skillathon prior to Groom and Clean Contest getting underway.

— **MARKET LAMBS.**

- All market lambs must have USDA approved Scrapies tag identification at the time of tagging on May 17th.
- All market lambs must be in the possession of the exhibitor by May 1st and attend tagging on May 17th to be tagged with a fair tag. An online registration will be provided in advance of tagging. All lambs are required to be pre-registered into the survey by noon on May 15th.
- Market Lamb / Lamb Pool exhibitors must use a market lamb consigned in their own name for showmanship classes, and the same lamb must be shown through all classes.
- Bred & Owned market lambs will be a specific class entry this year. Lambs to be shown as Bred & Owned must be tagged as such during tagging on May 17th and entered as Bred & Owned market lambs during the fair entry process.

— **BREEDING SHEEP.**

- All breeding sheep project animals must have USDA approved Scrapies tags.

— **RABBITS & POULTRY.**

- May registration day moved to third Saturday in May – May 17th.
- Rabbit & Poultry exhibitors must complete DUNF forms ahead of arriving to the fairgrounds or will not be allowed to weigh-in on day of show!
- SPECIAL NOTE: All Poultry project members are encouraged to carry at least one additional project, in case there were to be limitations placed on exhibiting poultry at the fair. This would allow the member an opportunity to continue as a Junior Fair exhibitor, regardless of poultry limitations.

— **MARKET HOGS.**

- All hogs must be tagged with an 840 RFID tag prior to the May 15th Market Hog ID submission deadline. Tags will be available at the Fair Office for purchase. Taggers will be available for use, with a deposit.
- If your hog(s) already has an 840 RFID tag, there is no need to re-tag. The 15-digit number on the 840 RFID tag will be used for the fair. Tag must be legible in the headshot picture of your ID submission. See Hartford Fair website for additional details information.
- Hog Identification photos are required of all junior fair hogs and will be uploaded directly into FairEntry. Photos must be submitted online by 11:59 p.m. May 15th – one of the photos must include official tag with number that is readable. Up to four (4) hogs may be identified. If photos are not entered by May 15th, the hog is ineligible to make entry to the fair and thus is ineligible to show or sell.
- All hogs consigned to sale will be sent to the packer on either Tuesday night or Wednesday. All youth participating in the sale must send one hog on the trailer. Hogs will not be present during the hog sale on Thursday.
- Any youth bringing a second hog for exhibition will be responsible for removing that hog from the fairgrounds on Friday. These hogs are also eligible to be shown in the open market hog show on Friday.
- All pens should be cleaned by exhibitors at the time that their hog is removed from the grounds, with absolutely all pens being cleaned by the end of the day on Friday.

— GENERAL JUNIOR FAIR LIVESTOCK.

- Please be aware that section 901-19 of the Ohio Revised Code provides rules pertaining to junior fair exhibition of livestock. All rules will be enforced, and families are responsible for reviewing and understanding these rules prior to entry and exhibition. These rules are also posted on the Hartford Fair website, Fair Premium Book, and are available on the Ohio Department of Agriculture website. should you have questions, be sure to ask!
- Junior Fair entries will be made ONLINE through FairEntry system
- Junior Fair Exhibitors will enter their SHOWMANSHIP classes as a part of the entry process ahead of June 27th. This will allow classes to be split into appropriate sizes ahead of the fair.
- All market animal exhibitors must complete their Drug Use Notification Form (DUNF) online by 11:59 p.m. on Friday, August 3rd. Market Hogs will be able to complete their forms ahead of arriving to the fair, as tags must be in place by May 15th.

FACILITIES AND BARN SAFETY.

- No floor fans will be permitted in the barn areas. All fans must be hung, for the safety of small children.
- No fans, beyond those that are installed in the barn, will be allowed in the Kohman Wing during the fair.
- Electrical cords must be good repair and in a safe condition. Unsafe cords will be confiscated.

LIVESTOCK SALES.

- Large Animal Sale will begin at 10:00 a.m. on Saturday, August 9th
- Small Animal Sale will begin at 10:30 a.m. on Saturday, August 9th.
- Market Goats will move to the Large Animal Sale, and will be the final species to sell in 2025.
- Sales commission charged is increasing from 2% to 3% in 2025. This commission is used for marketing the sale, managing the sale, and costs associated with preparing and mailing checks following the sale.
- Livestock sales checks will be mailed no earlier than 30 days following the sale. All checks will be mailed, no checks will be held for pick-up! There will be a \$35 charge to re-issue a check with a stale date past the 60 days cashing period.

...AND OTHER ITEMS.


- Entries are due by 11:59 p.m. on Friday, June 27th, with late entries being due by 11:59 p.m. on Friday, July 18th. Exhibitors will be expected to review their entries online to ensure that they are accurate.
- Be sure to stay up to date through the Hartford Fair website and Facebook pages.
- Junior Fair Exhibitors and Advisors...
 - ID Cards will be issued, with exhibitors and advisors being required to provide a photo by no later than June 27th. Exhibitors will submit their photo during the entry process in FairEntry, while Advisors will be asked to submit their photos by email, as a club / chapter. Additional details will be shared later in the year by email as well as through the website!
 - This ID card will serve as gate entry pass, as well as identification at the premium bank.

Updated 03.04.2025

 2025

PORK QUALITY ASSURANCE

OUR RESPONSIBILITY.
OUR PROMISE.

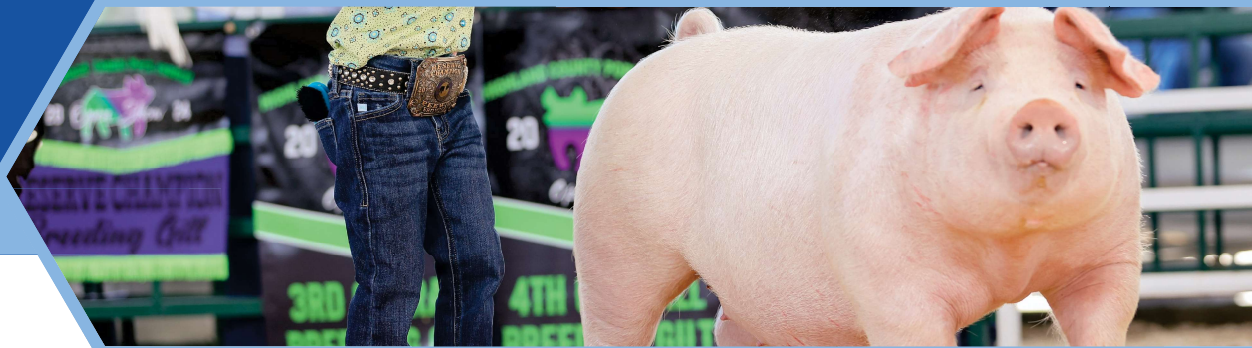


2025 GPPS

G.P.P. 7 Practice Good Environmental Stewardship

G.P.P. 8 Maintain Proper Workplace Safety

G.P.P. 9 Provide Proper Care to Improve Animal Well-Being



YOUTH LIVESTOCK EXHIBITORS

As livestock exhibitors, you are the most public arena of the food animal industry. Your actions as 4-H and FFA members have a significant impact on public perception of agriculture.



REMINDER!

You are representing your organization, club, county, industry, your family and yourself!



ETHICAL DECISIONS: ASK YOURSELF..

- DOES THE PRACTICE BREAK FDA, STATE, OR FEDERAL LAWS?
- DOES THE PRACTICE HARM THE ANIMAL?
- DOES THE PRACTICE FALSELY REPRESENT THE ANIMAL?
- DO YOU HAVE TO LIE TO COVER UP THE PRACTICE?
- ARE THE FOOD PRODUCTS FROM THIS ANIMAL MARKETABLE?
- WOULD YOU EAT THE FOOD PRODUCED FROM THIS ANIMAL?



THREE BASIC NEEDS

- WATER
- FOOD
- SHELTER





WATER

- MOST IMPORTANT NUTRIENT
- NECESSARY FOR NORMAL BODY FUNCTION, GROWTH, AND REPRODUCTION
- MAKE ACCESSIBLE TO ALL ANIMALS ON A DAILY BASIS
- MONITOR QUALITY AND QUANTITY REGULARLY
- POOR WATER QUALITY
 - Can reduce consumption rates
 - Can have negative impact on animal's health



WATER

- PROVIDE CLEAN, FRESH, COOL WATER DAILY
- SUFFICIENT WATER FOR ALL ANIMALS
- CLEAN WATERERS ON REGULAR BASIS
- KNOW WATER REQUIREMENTS FOR YOUR ANIMALS





FEED

- KNOW NUTRIENT NEEDS OF THE ANIMALS
- PROVIDE PROPER AMOUNT OF FEED
- AVOID RESTRICTING FEED TO MAINTAIN A WEIGHT OR LOSE WEIGHT FOR SHOW



FEED

- MAKE SURE FEEDING SYSTEMS DO NOT RUN OUT OF FEED
- OUT-OF-FEED EVENTS MAY CAUSE
 - Increase in aggression
 - Decrease in average daily gain and average daily feed intake





ANIMAL HOUSING

- NEEDED TO ALLOW ANIMALS AN ESCAPE FROM HARSH ENVIRONMENTS
- ANIMALS AT VARIOUS AGES AND STAGES OF PRODUCTION REQUIRE DIFFERENT AMOUNTS OF SPACE
 - Know the space requirements for your animal
 - Base space on the animal size or stage of production
 - Plan space for animal growth



ANIMAL HOUSING: SPACE

Housing and penning of your animals should include enough space for them to:

- STAND UP
- LIE DOWN
- TURN AROUND
- WHEN LYING, A FULL LATERAL RECUMBENCY SHOULD BE ACHIEVED
 - Head should be free from resting on feeder
 - Tail should not be in contact with fencing at the same time





ANIMAL HOUSING: VENTILATION

- ▶ ALLOWS FOR PROPER AIR MOVEMENT
- ▶ ALLOWS FOR PROPER TEMPERATURE CONTROL
- ▶ ALLOWS FOR PROPER AIR QUALITY
- ▶ SHOULD BE CONDUCIVE TO GOOD HEALTH, GROWTH AND PERFORMANCE AT ALL STAGES OF LIFE



WAYS TO CONTROL AIR QUALITY

- ▶ CONTROLLED WITH GOOD VENTILATION SYSTEM
 - ▶ Natural or mechanical air flow
- ▶ DUST AND VARIOUS GASES CAN REDUCE AIR QUALITY
- ▶ POOR AIR QUALITY MAY CAUSE ANIMALS TO:
 - ▶ Have respiratory problems
 - ▶ Experience watery or matted eyes
- ▶ AMMONIA CAN DIRECTLY IMPACT WELL-BEING OF ANIMALS





ANIMAL HOUSING: TEMPERATURE

- TEMPERATURE IS IMPACTED BY:
 - Air flow
 - Density of animals
 - Humidity
 - Season
 - Supplemental heat or cooling sources

WAYS TO CONTROL TEMP: HEAT

- SPRINKLE ARE OR ANIMAL
 - Evaporative cooling
- FANS
 - Air movement
- SHADE
 - Lessens thermal radiation

WAYS TO CONTROL TEMP: COLD

- DEEPER BEDDING
 - Insulation
- SHELTER
 - Prevent drafts
- HOUSE ANIMALS TOGETHER



MOVING ANIMALS

- BE AWARE OF AND USE THE FLIGHT ZONE
- MAKE SURE PATHWAYS ARE CLEAR OF OBSTRUCTIONS
 - Can cause bruising and injury
- NO YELLING, POKING, HITTING, SHOCKING
 - Avoid use of electric prods!



TRANSPORTATION GUIDELINES

- DURING HOT WEATHER, TRANSPORT IN EARLY MORNING OR LATE EVENING
- DO NOT TRANSPORT DURING EXTREME COLD OR HEAT
- AVOID LONG TRANSPORT LINES
- DO NOT OVERCROWD
- PROVIDE PROPER VENTILATION



ANIMAL HEALTH & WELL-BEING

Pig farmers are committed to animal well-being. Safe food begins with healthy, safe animals and the best possible care.



GOALS OF FEED PROCESSING

- ▶ MEETS SPECIFICATIONS FOR NUTRITIONAL COMPOSITION
- ▶ MEETS THE DESIRED MEDICATION LEVEL, IF APPROPRIATE
- ▶ IS FREE OF CONTAMINANTS, OR BELOW ESTABLISHED TOLERANCES



DAILY OBSERVATIONS

Daily observations allow us to track and monitor patterns in behavior and helps to ensure that caretakers can react promptly. These observations should include:

- ▶ AVERAGE DAILY GAIN (ADG)
- ▶ FEED EFFICIENCY (FE)
- ▶ PHYSICAL EVALUATION
- ▶ HEALTH SYMPTOMS / DISEASE SYMPTOMS
- ▶ BEHAVIOR ABNORMALITIES





DAILY OBSERVATIONS

During daily observations, you should be checking the following items:

- ▶ WATER
- ▶ FEED
- ▶ FACILITIES, BARNES, PENS, LOTS, CAGES
- ▶ AISLE-WAYS, LOADING CHUTES
- ▶ ANIMAL OBSERVATION

WATER

- ▶ CLEAN, COOL WATER AVAILABLE AT LEAST TWICE DAILY AND IN A QUANTITY SUFFICIENT TO FULLY SATISFY THE ANIMALS, IF NOT PROVIDED VIA FREE CHOICE
- ▶ WHERE THERE ARE SEVERAL ANIMALS IN A PEN, THERE SHOULD BE ENOUGH WATERERS OR A LARGE ENOUGH SOURCE TO DECREASE COMPETITION

FEED



- ADEQUATE AMOUNTS SHOULD BE AVAILABLE TO THE ANIMALS, BASED ON DAILY FEEDING SCHEDULE
- KEPT IN A SAFE AND SECURE AREA TO MAINTAIN CLEANLINESS
- RECORD ON A CALENDAR ALL CHANGES IN FEED



FACILITIES



- REVIEW FACILITIES, BARNS, PENS AND CAGES FOR OBJECTS PROTRUDING FROM FENCES, GATES, AND WALLS THAT COULD CAUSE CUTS, BRUISES OR SKIN LESIONS
- LOOK FOR BROKEN BOARDS, SLATS, AND OTHER FLOORING THAT COULD CONTRIBUTE TO LAMENESS OR OTHER INJURIES



ANIMAL OBSERVATIONS



- ANIMALS SHOULD HAVE ENOUGH SPACE TO MOVE AROUND AND LAY FREELY
- EVALUATE ENVIRONMENT TO ENSURE TEMPERATURE AND AIR QUALITY ARE CORRECT FOR SPECIFIC PRODUCTION PHASE
- OBSERVE ANIMALS FOR:
 - Signs of sickness or injury
 - Sleeping, eating and drinking



VCPR: WHAT IS IT?



HOW IS YOUR VCPR?

- 1 I thought I only needed a vet when my animal was sick.
- 2 I've met my vet, but they have never seen my animals.
- 3 I can take a couple steps to strengthen my VCPR.
- 4 I can take a couple steps to strengthen my VCPR.
- 5 I have a vet who knows me and my animals well. We have a VCPR.



RESPONSIBLE USE OF ANTIBIOTICS

The basis for using antibiotics responsibly during pork production involves evaluating their use to protect animal health, optimize effectiveness and minimize the risk of developing antibiotic resistance, thereby protecting public health.

ANTIBIOTIC PURPOSES



- ▶ TREATMENT OF ILLNESS
- ▶ CONTROL OR PREVENTION OF DISEASE
- ▶ IMPROVE NUTRITIONAL EFFICIENCY



DISTRIBUTION & USE OF APPROVED ANIMAL DRUGS



- ▶ ANIMAL DRUG DISTRIBUTION METHODS
 - ▶ OVER-THE-COUNTER (OTC)
 - ▶ PRESCRIPTION
 - ▶ VETERINARY FEED DIRECTIVE (VFD)



OVER-THE-COUNTER



- ▶ OTC MEDICATIONS CAN BE PURCHASED BY ANYONE FROM PLACES SUCH AS FARM SUPPLY STORES, ANIMAL HEALTH SALESPERSONS, CATALOGS, AND VET CLINICS.
- ▶ A VCPR IS NOT REQUIRED, BUT SHOULD REMAIN THE BASIS FOR ALL MEDICATION DECISION MAKING.



PRESCRIPTION



- ▶ FDA REQUIRES PROFESSIONAL OVERSIGHT FOR LABELED USAGES BECAUSE OF THEIR DANGER TO EITHER HUMANS OR ANIMALS. THESE DRUGS ARE ONLY AVAILABLE THROUGH VETS, PHARMACISTS AND DISTRIBUTORS ON THE ORDER OF A VET.
- ▶ A VCPR IS REQUIRED.



VETERINARY FEED DIRECTIVES



- ▶ AN ANTIMICROBIAL INTENDED FOR USE IN, OR ON, ANIMAL FEED
- ▶ A VCPR IS REQUIRED.



STEPS TO DECREASE NEED FOR ANTIBIOTICS

The following preventative strategies, when implemented well, have the potential to decrease the need for antibiotics:

- ▶ BIOSECURITY PROGRAMS
- ▶ RODENT / BIRD CONTROL
- ▶ APPROPRIATE ANIMAL CARE
- ▶ HYGIENE & SANITIZATION ROUTINES
- ▶ VACCINATION PROGRAMS





PROPERLY ADMINISTERING ANIMAL HEALTH PRODUCTS

- READ, UNDERSTAND, AND FOLLOW LABEL DIRECTIONS WHEN GIVING ANY MEDICATION.
- IDENTIFY ALL TREATED ANIMALS AND COMMUNICATE WITH ALL CARETAKERS WHICH ANIMALS HAVE BEEN TREATED.
- USE MEDICATION RECORDS TO DETERMINE THAT ALL WITHDRAWAL TIMES HAVE BEEN COMPLETED

ADMINISTERING ANIMAL HEALTH PRODUCTS

- ORALLY - GIVEN THROUGH THE MOUTH, AND CAN BE MIXED WITH WATER AND/OR FEED
- TOPICALLY - APPLICATION TO THE SKIN
- INJECTION - FIVE POSSIBLE OPTIONS
 - 1.) INTRAMUSCULAR (IM) - IN THE MUSCLE
 - 2.) SUBCUTANEOUS (SUB-Q) - UNDER THE SKIN
 - 3.) INTRAPERITONEAL (IP) - IN THE ABDOMINAL CAVITY
 - 4.) INTRAVENOUS (IV) - IN THE VEIN
 - 5.) INTRANASAL (IN) - IN THE NASAL PASSAGES

WITHDRAWAL TIMES

- ▶ PERIOD OF TIME REQUIRED FOR THE MEDICATION TO BE METABOLIZED, BROKEN-DOWN, OR EXCRETED SO THAT THE LEVEL REMAINING IN THE BODY OF THE ANIMAL IS BELOW THE LEVEL ESTABLISHED AS SAFE FOR HUMAN CONSUMPTION.
- ▶ WITHDRAWAL TIMES CAN BE FOUND ON THE LABEL, PACKAGE INSERTS, OR FEED TAGS.



MEDICATION RECORDS

- ▶ RECORDS, AT MINIMUM SHOULD INCLUDE:
 - ▶ DATE
 - ▶ ANIMAL ID
 - ▶ PRODUCT NAME
 - ▶ DOSE
 - ▶ ROUTE ADMINISTERED
 - ▶ GIVEN BY
 - ▶ WITHDRAWAL TIME
- ▶ RECORDS SHOULD BE KEPT FOR AT LEAST 12 MONTHS FOLLOWING LAST DAY OF TREATMENT



HERD HEALTH MANAGEMENT PLANS: WHY?

- Helps you think a year ahead about how you will manage your herd or flock
- Allows you to plan for things like general management, feed, health, etc.
- Keeps written records of important information and goals

HERD HEALTH PLAN EXAMPLE

Project Owner Information		Physical Address	
Name:			
Phone:			
Veterinarian Contact Information			
Name:			
Phone:			
Address:			
Current Herd/Flock Information			
Species	Type/Age	Raised or Purchased?	Quantity

HERD HEALTH PLAN EXAMPLE

Production Targets
What are some of the goals related to the animals or the products they produce? <i>Examples: milk yield, pounds of lean muscle, number of eggs, etc.</i>
Goal 1 Goal 2 Goal 3

HERD HEALTH PLAN EXAMPLE

Month: March		
General Management	Feeding	Health
Month: April		
General Management	Feeding	Health
Month: May		
General Management	Feeding	Health



ENVIRONMENTAL STEWARDSHIP

The goal of environmental stewardship is to protect our environment, and by adhering to good production practices encouraging sustainability within raising pigs for consumption or exhibition.

PRACTICING GOOD ENVIRONMENTAL STEWARDSHIP

- KEEPING BUILDINGS AND LIVING AREAS CLEAN, INSIDE AND OUT
- PRACTICING GOOD MANURE MANAGEMENT
- PROTECTING LAND, AIR, AND WATER
- TAKING CARE OF THE PIGS, PEOPLE, AND PLANET



BEING A GOOD NEIGHBOR

- ▶ FOLLOW ALL LAWS AND REGULATIONS IN YOUR COUNTY
- ▶ MINIMIZE ODOR, DUST AND NOISE
- ▶ ASSIST NEIGHBORS OR PARTICIPATE IN COMMUNITY SERVICE
- ▶ TAKING CARE OF THE PIGS, PEOPLE, AND PLANET

ENVIRONMENTAL MANAGEMENT PRACTICES



There are 5 main management practices that help protect our water, air and land:

- ▶ GENERAL SITE CONDITIONS
- ▶ BUILDINGS & BUILDING CONDITIONS
- ▶ MANURE MANAGEMENT
- ▶ EMERGENCY ACTION PLAN (EAP)
- ▶ INSPECTION





GENERAL SITE CONDITIONS

- INSECT AND RODENT POPULATIONS SHOULD BE CONTROLLED INSIDE AND OUTSIDE OF BUILDINGS AND AT MORTALITY STORAGE/COMPOST SITES
- SPILLED MANURE AND FEED SHOULD BE CLEANED UP IN A TIMELY MANNER



BUILDINGS

- DRINKING WATER AND COOLING SYSTEMS SHOULD BE ROUTINELY CHECKED & MAINTAINED FREE OF LEAKS
- PENS, SERVICE AISLES, TRAVEL LANES AND FEED ALLEYS SHOULD BE FREE OF EXCESSIVE MANURE OR SPILLED FEED
- MAINTAIN BUILDING VENTILATION SYSTEMS

INSPECTIONS

Conduct daily, weekly and monthly inspections of:

- MANURE STORAGE AND DISPOSAL METHOD
- INSECT & RODENT POPULATION CONTROL METHOD
- DRINKING WATER & COOLING DEVICES
- PENS, ALLEY AND FACILITIES FREE OF EXCESSIVE MANURE
- FENCING



INSPECTIONS

Conduct daily, weekly and monthly inspections of:

- BUILDING VENTILATION SYSTEMS
- DISPOSAL OF ANIMAL HEALTH PRODUCTS
- COOLING AND HEATING SYSTEMS
- PROPER SHELTER AND SHADE
- DEAD ANIMAL DISPOSAL METHODS






MAINTAINING PROPER WORKPLACE SAFETY

Safety is everyone's responsibility including exhibitors, family members, friends, and so on. If any one person does not take a personal responsibility for working in and maintaining a safe work area, that puts himself/herself and others at risk.

SAFETY IS EVERYONE'S PRIORITY

Youth owners and caretakers are responsible for all aspects of safety including:

- ▶ CONDUCTING SAFETY ASSESSMENTS
- ▶ DEFINING HAZARD RISKS FOR ALL ACTIVITIES
- ▶ REVIEWING PROGRAM COMPONENTS AND MAKING ADJUSTMENTS



EMERGENCY ACTION PLANS



Written emergency action plans should include, at minimum:

- ▶ SITE SPECIFIC INFORMATION - ADDRESS, OWNER, ETC.
- ▶ CONTACT INFO - YOU / PARENT, POLICE, FIRE, VET, LOCAL HOSPITAL, POISON CONTROL
- ▶ DISEASE CONTACTS: ODA/ STATE VET, STATE ANIMAL HEALTH OFFICIAL, YOUR VET



FIRE PREVENTION & SAFETY



Good housekeeping helps prevent fire.

- ▶ KEEP WORK AREAS CLEAN AND CLUTTER FREE
- ▶ KEEP FLAMMABLE LIQUIDS IN LABELED FIREPROOF CONTAINERS
- ▶ ELECTRICAL MOTORS AND APPLIANCES ARE A SIGNIFICANT SOURCE OF FIRE HAZARD
- ▶ CHECK WIRING, INSULATION, AND INSTALLATION REGULARLY
- ▶ IF PEOPLE SMOKE, THEY SHOULD DO SO ONLY IN DESIGNATED AREAS



PERSONAL PROTECTIVE EQUIPMENT

- DESIGNED TO PROTECT YOU FROM LOUD NOISES, DUST, CHEMICALS AND OTHER SUBSTANCES THAT CAN HARM YOUR HEALTH
- WEAR EQUIPMENT THE ENTIRE TIME YOU'RE WORKING ON A TASK
- KEEP PPE CLEAN AND IN GOOD SHAPE AND CHECK DAMAGE EACH TIME YOU WEAR IT



ETHICAL RESPONSIBILITY FOR WELL-BEING

Every animal caretaker has an ethical responsibility to protect and promote the well-being of the pigs in his or her care by:

- PROVIDING FEED, WATER AND AN ENVIRONMENT THAT PROMOTES THE WELL-BEING OF OUR ANIMALS.
- PROVIDING PROPER CARE, HANDLING AND TRANSPORTATION FOR PIGS AT EACH STAGE OF LIFE.
- PROTECTING PIG HEALTH AND PROVIDING APPROPRIATE TREATMENT, INCLUDING VET CARE WHEN NEEDED.



WILLFUL ACTS OF ABUSE



Willfull acts of neglect or abuse are **unacceptable** and **will NOT be tolerated!**

Defined as acts outside accepted practices that purposefully cause pain and suffering, including but not limited to:

- ▶ PURPOSELY APPLYING PRODS TO SENSITIVE PARTS OF ANIMAL
- ▶ HITTING OR BEATING ANIMAL
- ▶ FAILURE TO PROVIDE MINIMAL FOOD, WATER, SHELTER, AND CARE THAT RESULTS IN SIGNIFICANT HARM OR DEATH TO ANIMALS



WILLFUL ACTS OF ABUSE



- ▶ EVERYONE AROUND ANIMALS SHOULD BE FAMILIAR WITH WHAT IS CONSIDERED WILLFUL ACTS OF ABUSE AND KNOW THAT THESE ARE UNACCEPTABLE AND NOT TOLERABLE
- ▶ IF OBSERVING A WILLFUL ACT OF ABUSE IMMEDIATELY TRY TO STOP IT, IF SAFELY POSSIBLE
- ▶ IF, AS A YOUNG PERSON, YOU DO NOT FEEL SAFE TRYING TO STOP IT, IMMEDIATELY FIND A RESPONSIBLE PERSON TO INTERVENE





GENERAL REMINDERS

PERSONAL HYGIENE

- WASH HANDS BEFORE & AFTER WORKING IN BARN AND WITH ANIMALS
- WEAR WATERPROOF AND PUNCTURE RESISTANT GLOVES WHEN CARING FOR SICK ANIMALS OR ASSISTING WITH PRODUCERS
- WEAR FACIAL PROTECTION WHENEVER EXPOSED TO SPLASHES OR SPRAYS
- CLEAN ALL INJURED AREAS WITH SOAP & WATER IMMEDIATELY
- ESTABLISH DESIGNATED AREAS FOR EATING & DRINKING

PROPER ATTIRE



- ▶ **WEAR PROPER FOOTWEAR WHEN WORKING WITH ANIMALS**
- ▶ BUTTON/ SNAP AND COLLARED SHIRT IS REQUIRED FOR SHOW AND SALE
- ▶ LONG PANTS, NO RIPS OR TEARS. MUST BE NEAT AND CLEAN.



ANIMAL ID



- ▶ ALL PIGS MUST BE IDENTIFIED BY **840 / OFFICIAL ID TAG**. TAGS ARE AVAILABLE AT THE FAIR OFFICE.
- ▶ ID PHOTOS ARE REQUIRED FOR ALL JUNIOR FAIR PIGS. PHOTOS ARE TO BE UPLOADED DIRECTLY INTO FAIR ENTRY.
- ▶ PHOTOS MUST BE SUBMITTED ONLINE BY **11:59 P.M. ON MAY 15TH**
- ▶ ONE PHOTO MUST INCLUDE OFFICIAL TAG WITH # THAT IS READABLE
- ▶ IF PHOTOS ARE NOT ENTERED BY MAY 15, PIGS ARE INELIGIBLE TO MAKE ENTRY TO THE FAIR AND THUS INELIGIBLE TO SHOW OR SELL



SWINE ID: PREMISE ID

- ▶ PREMISE ID REGISTRATION NEEDS TO OCCUR IF YOU ARE RAISING OR HOUSING SWINE WITHIN THE STATE OF OHIO
- ▶ CAN BE DONE W/ ODA OR OHIO PORK COUNCIL



Hartford Fair Market Hog ID Process for Exhibitors

Market Hog IDs must be submitted between April 15 and May 15. Any IDs not submitted in that time frame will not be eligible for Champion or Reserve Champion Market Hog. All hogs must have ID - ear notches or visual tag.

1. After logging in, the exhibitor will click on the Register an animal button. There is no option to make fair entries yet.

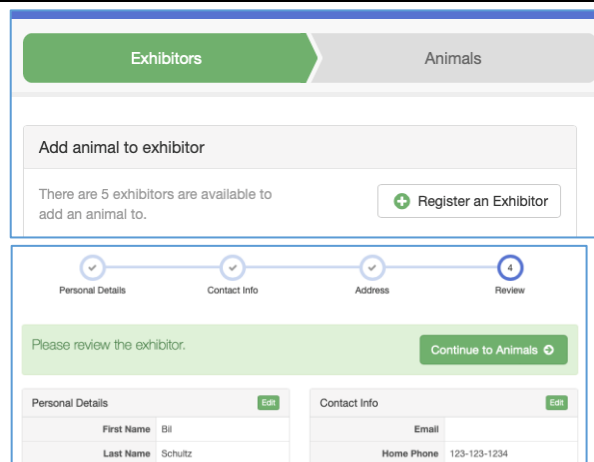
2023 Super Cool Fair

Animal ID is currently **Open**
1/3/2022 - 3/31/2022

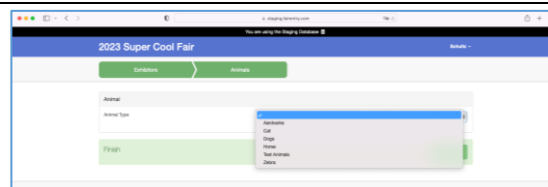
Animal Identification

[Register an animal](#)

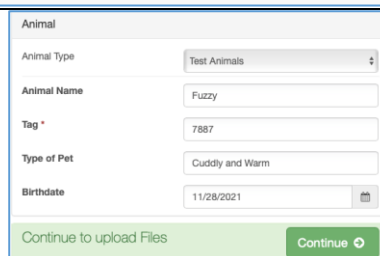
2. The first step is to register the exhibitor. There are 3 screens to complete:
 - First Name, Last Name, Birthdate, Grade – Names are required, Birthdate and Grade are controlled by your entry settings.
 - Contact Info – Phone is required, email, cell phones are optional.
 - Address (required)
3. When those 3 screens are complete, there is a Continue to Animals button on the Review screen.



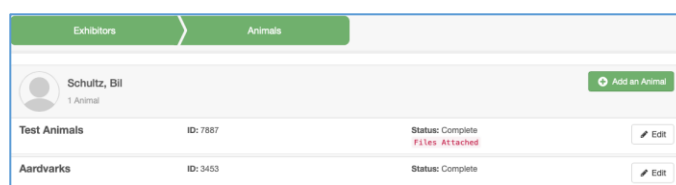
4. The first step is to select the Animal Type to be identified.



5. After all fields are complete, the exhibitor will see a Continue to Upload Files option to upload the photos of your hog. Files uploaded must be an image file (GIF, JPG, PNG, TIFF).



6. After clicking Finish, the exhibitor is taken to a list of all exhibitors/animals for this family. There is an option beside each to Add an Animal for that exhibitor. There is also an option to Edit existing animals. To add a new exhibitor to the family, click on the green Exhibitors tab at the top of the screen.




Swine Health Guide



Swine Health Recommendations: Exhibitors of All Pigs Going to Exhibits or Sales

With the animals being commingled at an exhibition, show or sale, spreading disease is a risk. The recommendations listed apply to all swine at an exhibit or sale that are physically on the premise. Having a plan in place to identify and handle sick animals properly will help reduce the chance of disease spread.

In preparation for the exhibit or sale:

Consult a veterinarian to understand and implement applicable biosecurity and swine health practices; keep the veterinarian's phone number in your barn with your pig's papers and if possible, in your cell phone.

Have a premises identification number for your farm or where the pig(s) are housed (required for PQA Plus® certification or state equivalent)

Utilize an individual, readable identification method for each pig:

- Individual identification helps accurately and quickly identify a pig in the event of a health issue, validation of ownership or for other exhibit needs; papers can get lost or misplaced, but individual identification will remain with the pig
- Refer to the exhibit organizers and the State Veterinarian for specific requirements for individual animal identification

Become familiar with the clinical signs of a sick pig (such as fever, off-feed, lethargy, nasal discharge, cough, "thumping" or hard time breathing, and diarrhea).

- Normal rectal temperature of a pig = 101.5° - 102.5° F
- Pigs can't sweat, they need help staying cool on hot days.
 - › During hot weather a pig's temperature may be elevated.
 - › If its temperature is raised, allow the pig to cool off and re-take the temperature in 15 minutes.
- Work with your veterinarian if your pig becomes sick.

How do I take my pig's temperature?

1. Restrain your pig to avoid injury to you or the pig
2. Use a thermometer to measure temperature:
 - a. Digital – insert into the rectum; push the button and wait for the beep; read temperature
 - b. Mercury – shake down the thermometer so the red line is not showing; insert into the rectum of the pig and wait 30 seconds before reading the temperature
 - c. Laser: point the laser at the space on the skin behind the ear and read temperature

NOTE: Laser thermometer may not be as accurate as rectal thermometer



Digital Thermometer

Some diseases can transmit from humans to pigs and from pigs to humans, so it is important to not go to the exhibition or show if you or your pig is sick.

Make sure that you have all of your equipment, including your show box and its contents, clean, disinfected and ready to go prior to the exhibition. Do not share any equipment with other exhibitors once at the exhibit.

Fill out the appropriate paperwork for the exhibition including health certificates

For your pig's health certificate, you will need to provide the following information:

- Your name, contact information and farm address
- Individual pig identification and physical description for each animal going to the exhibit or sale
- If exhibiting in a state other than where you live, have your veterinarian check with the state you are exhibiting in for specific requirements
- Include information for exhibit-specific requirements
- If requested, list any current vaccines the pig has received (i.e. influenza or PRRS) and current disease testing (i.e. PRRS; PRV)

Animals like cats and dogs can carry pathogens that can make pigs sick. It is important to prevent the spread of pathogens to your pigs or to others. Keep pets at home, do not let them be in contact with your pigs and do not bring them to the exhibit.

At the exhibition or sale:

- Assess your pigs' health on a daily basis
- Report any swine health issues to the exhibit organizer (i.e. swine superintendent) or show veterinarian so they can assess the pig in question
- Ask the exhibition organizer about any specific actions that may be required if a pig becomes sick at the show.
- Keep your area clean and free of manure contamination
- Do not share equipment with other exhibitors
- Do not bring your pets (cats or dogs) at the exhibit

Once you get home:

When pigs from different farms are brought to an exhibit or sale and commingled with other pigs of a different health status, the risk of catching a disease can be high. Just like people can spread illness to each other when gathered in a group, pigs from many locations in an exhibit can also spread illness to each other. Therefore, when you bring your pig back home from an exhibit or sale, it is best to place them in isolation.

Isolate returning pigs from the other pigs at your farm.

- Work with your veterinarian for an isolation plan. The isolation/observation period before returning to contact with other pigs should be no fewer than 7-30 days in order to detect an illness.
- Consult a veterinarian if your pig becomes ill.
- Clean and disinfect equipment, clothing, shoes, show box and contents, and vehicles/trailers that were used at the exhibition.

Clean-up can be as simple as washing, disinfecting and allowing your equipment to dry out in the sun

Clean and dry equipment will help to prevent the spread of pathogens

Recommendations for isolation: (if you have other pigs at your farm)

- Isolation will allow for time for pigs to be observed for disease after they return from an exhibition or sale. When pigs are in isolation, additional testing can be complete to check for diseases before pigs are added back to the rest of the farm (e.g. PRRS). Check with your veterinarian for testing recommendations.
- Have a designated area away from other pigs that have not been to a show.
- Do chores for the pigs in the isolation area as the last task of the day after you have already worked with your other pigs.
- Have dedicated boots and coveralls for isolation only. Another option is to use disposable coveralls and plastic boots for use in isolation and then thrown away when done in isolation.
- Have a separate trash can for use in isolation only.
- Supplies such as buckets and feed pans should not be shared between pigs in isolation and other animals.
- All equipment should be thoroughly cleaned, disinfected and allowed to dry after use in the isolation area.



2025 HARTFORD FAIR

4-H & FFA PROJECT SKILLATHON & INTERVIEW JUDGING SCHEDULE

4-H Beef Projects...

Contest: Sunday, August 3 @ 12:30 p.m. to 2:00 p.m. (Beef Barn/Grubb Arena)
Awards: Tuesday, August 5 - Market Steer Show (Grubb Arena)

4-H Dairy Cattle Projects...

Contest: Monday, August 4 @ 1:00 to 3:00 p.m. (Grubb Arena)
Awards: Tuesday, August 5 - Junior Dairy Show (Grubb Arena)

4-H Dairy Feeder Projects...

(New Date / Location!)
Contest: Sunday, July 27 @ 12:00—3:00 p.m. (Babcock Building)
Awards: Wednesday, August 6 - Dairy Feeder Show (Grubb Arena)

4-H Goat Projects...

Contest: Wednesday, August 6 @ 1:00 to 3:00 p.m. (4-H Center)
Awards: Saturday, August 9 @ 9:00 a.m. (B.Carr)

4-H Horse Projects...

Contest: Sunday, August 3 @ 12:00 to 2:00 p.m. (Horse Complex)
(skillathon only—project interviews held 8:00 a.m. daily)
Awards: Wednesday, August 6

4-H Poultry Projects...

Contest: Tuesday, August 5 @ 10:00 a.m. (Rabbit & Poultry Barn)
Awards: Saturday, August 9 @ 9:00 a.m. (B.Carr)

4-H Rabbit Projects...

Contest: Wednesday, August 6 @ 10:00 a.m. (Rabbit & Poultry Barn)
Awards: Saturday, August 9 @ 9:00 a.m. (B.Carr)

4-H Sheep Projects...

Contest: Sunday, August 3 @ 10:30 a.m. to 11:45 a.m. (4-H Center)
Awards: Wednesday, August 7 just prior to beginning of Market Lamb Show (Grubb Arena)

4-H Swine Projects...

Contest: Sunday, August 3 @ 11:00 a.m. (Swine Barn West Entrance)
Awards: Tuesday, August 5 @ Market Hog Show (Swine Barn Arena)

Members should plan to bring completed project books with them to the skillathon contest. While a member's project book may not be required in order to participate in skillathon contests, it does account for a substantial amount of points. Awards are presented for (1) skillathon performance, (2) personal interview score, and (3) project book score for completion.

UPDATED of 01.27.2025

Any necessary changes to this schedule will be announced / posted during the Hartford Fair.

DRUG USE NOTIFICATION FORM (DUNF)

Sections 1 through 9 must be completed prior to show

EXHIBITION / FAIR NAME: _____ 2 DIGIT FAIR CODE _____

PRINT CLEARLY

1. EXHIBITOR/OWNER NAME _____

2. MAILING ADDRESS _____

Street, P.O. Box Number _____

EXHIBITOR
PHONE (____) _____

City, State, Zip _____

3. ANIMAL IDENTIFICATION
NUMBER (Tag, Tattoo #, Legband)

4. ANIMAL SPECIES [CIRCLE ONE]
CATTLE HOGS SHEEP GOATS
OTHER (Specify) _____

5. ANIMAL DESCRIPTION
(BREED, SEX, COLOR, ETC.)

6. I AM A JUNIOR FAIR MARKET LIVESTOCK EXHIBITOR AND I HAVE ATTENDED OR COMPLETED A QUALITY ASSURANCE PROGRAM DURING THE LAST 12 MONTHS OR I HAVE TESTED OUT OF A PROGRAM WITHIN MY AGE BRACKET.

YES ☐

NO ☐

7. ☐ I CERTIFY THE ABOVE ANIMAL TO BE FREE OF MEDICATION.

▲ IF YOU HAVE CHECKED THIS BOX, SIGN BELOW AND DO NOT COMPLETE THE TREATMENT CHART.

☐ THE ABOVE ANIMAL HAS BEEN TREATED WITH MEDICATION FOR WHICH THE WITHDRAWAL PERIOD HAS NOT ELAPSED.

Complete the treatment chart below ▼

TREATMENT DATE	CONDITION BEING TREATED	TREATMENT GIVEN				DATE WITHDRAWAL COMPLETE
		MEDICATION GIVEN (NAME OF MEDICATION)	AMOUNT (DOSE)	ROUTE (IM, IV, SQ, Oral)	INSTRUCTED WITHDRAWAL TIME (# DAYS)	

IF THIS IS AN EXTRA LABEL OR Rx DRUG, A VETERINARIAN MUST HAVE PRESCRIBED THE MEDICATION.
LIST THE LICENSED VETERINARIAN'S NAME AND ADDRESS WHO PRESCRIBED OR DIRECTED THE TREATMENT:

VETERINARIAN NAME _____ STREET, P.O. BOX NUMBER _____ CITY, STATE, ZIP _____

8. EXHIBITOR/OWNER SIGNATURE _____ AGE: _____ DATE _____

9. PARENT/GUARDIAN SIGNATURE _____ DATE _____
(REQUIRED IF EXHIBITOR IS UNDER 18 YEARS OF AGE)

DISTRIBUTION by Records Official:
AGR DUNF (REV. 1/11)

WHITE FORM: REVIEW UPON COLLECTION AND IMMEDIATELY FORWARD TO ODA
YELLOW FORM: TO BE RETAINED BY THE DESIGNATED RECORDS OFFICIAL FOR ONE YEAR
PINK FORM: TO BE GIVEN TO THE OWNER/EXHIBITOR

CHAMPIONS WILL BE REQUIRED TO COMPLETE A NEW DUNF TO BE SUBMITTED WITH URINE/HAIR SAMPLES TO THE TESTING LABORATORY

General Preventive Health Recommendations for Animals Exhibited at the Hartford Independent Fair

Robert C. Krueger, DVM
Mount Vernon Animal Hospital – (740) 397.6958

It is encouraged that all participants have a current relationship with their veterinarian in order to foster the best preventive health care plan for their animals.

Please note: If your animal is under medical treatment at the fair, treatment must be overseen by the official Fair Veterinarian. Please report to the Veterinarian or the Fair Director to ensure compliance with tampering laws and exhibition rules.

Vaccination and internal parasite control must be administered at least 30 days prior to the start of the Fair.

Special Note to Market Animals: **All medications and vaccinations should be given under the guidance of a licensed veterinarian. All meat residues (withdrawal times) must be expired prior to exhibition. Consult your veterinarian for specific protocol recommendations and keep records of medication and dosages. These guidelines are to help protect the animals travelling into and out of the fairgrounds and to comply with residue avoidance guidelines.

Beef Cattle:

1. Vaccines: IBR, BRSV, BVD, PI3, Leptospirosis, Clostridial diseases(7) including Tetanus
2. Internal Parasite Control: On a preventive internal parasite protocol.**
3. External Parasite Control: Free of infectious external parasites and infections such as Lice, Mites, and Ringworm.

Dairy Cattle (including Dairy Feeder Calves):

1. Vaccines: IBR, BRSV, BVD, PI3, Leptospirosis, Clostridial diseases(7) including Tetanus
 - a. **Dairy Feeder Calves: Given at vaccination clinic as required (1st Saturday in June)
2. Internal Parasite Control: On a preventive internal parasite protocol.**
3. External Parasite Control: Free of infections external parasites and infections such as Lice, Mites, and Ringworm.
4. It is recommended that dairy heifers be dehorned prior to June 15th in order to allow complete healing prior to exhibition at the fair. (dehorning is not required of junior and intermediate heifers)

Goats:

1. Vaccines: Clostridium types C&D and Tetanus
2. Internal Parasite Control: On a preventive internal parasite protocol.**
3. External Parasite Control: Free of infections external parasites and infections such as Lice, Mites, and Ringworm.

Poultry:

1. Vaccines: Vary depending upon management protocol. Consult your veterinarian.
2. Internal Parasite Control: On a preventive internal parasite protocol.**
3. External Parasite Control: Free of infections external parasites and infections such as Lice, Mites, and Ringworm.

Rabbits:

1. Internal Parasite Control: On a preventive internal parasite protocol.**
2. External Parasite Control: Free of infections external parasites and infections such as Lice, Mites, and Ringworm.

Sheep:

1. Vaccines: Clostridium types C& D and Tetanus
2. Internal Parasite Control: On a preventive internal parasite protocol.**
3. External Parasite Control: Free of infectious external parasites and infections such as Lice, Mites, and Ringworm.

Swine:

1. Vaccines: Mycoplasma, Influenza, Erysipelas, Circovirus
2. Internal Parasite Control: On a preventive internal parasite protocol.**
3. External Parasite Control: Free of infectious external parasites and infections such as Lice, Mites, and Ringworm.

Equine – Horse / Pony:

1. Vaccines: West Nile Virus, Eastern Equine Encephalitis, Western Equine Encephalitis, Tetanus, Rhinopneumonitis (EHV 4/1), Equine Influenza, Rabies.
 - a. *These vaccines are required per fair rules.*
2. Internal Parasite Control: De-worming is individualized per horse/per stable environment. It is recommended that your horse maintain a Fecal Egg Count of < 200 epg. Consult your veterinarian for the best protocol for your individual horse.
3. External Parasite Control: Horses should be free of all infectious external parasites and infections such as Lice, Mites, and Ringworm.
4. Body Condition Score of $\geq 4/9$.

Canine:

1. Vaccines: Current Rabies, Distemper, Hepatitis (Adenovirus), Parvovirus, Parainfluenza, 4 way Leptospirosis, and Bordatella (Kennel Cough)
 - a. *These vaccines are required per fair rules.*
 - b. *Veterinarian's Certificate posted at www.licking.osu.edu > 4-H Youth Development > Member Resources*
2. Internal Parasite Control: Monthly heartworm and internal parasite control consistent with your veterinarian's recommendations for your dog.
3. External Parasite Control: Monthly prevention for fleas and ticks as well as free of all infectious external parasites and infections such as Lice, Mites, and Ringworm.
4. Body Condition Score of 2.5/5 minimum.