




2025 Hartford Fair Livestock Quality Assurance

Rabbit Project Packet



A colorful illustration of a farm scene. In the background, there are rolling green hills, a blue sky with white clouds and birds, and a farm building with a red roof. In the foreground, various farm animals are depicted: two white sheep on the left, a brown cow, a white goat, a pink pig, a white duck, a white rabbit, a brown chicken, and a yellow chicken. A wooden fence runs across the middle ground.

Good Production Practices (GPPs) For Youth Livestock Producers

- GPP 1 Use an appropriate Veterinarian / Client / Patient Relationship (VCPR) as the Basis for Medication Decision Making.
- GPP 2 Establish and Implement an Efficient and Effective Health Management Plan.
- GPP 3 Use antibiotics responsibly.
- GPP 4 Properly Store and Administer Animal Health Products.
- GPP 5 Follow Proper Feed Processing Protocols.
- GPP 6 Establish Effective Identification, Medication Records, and Withdrawal Times.
- GPP 7 **Practice Good Environmental Stewardship.**
- GPP 8 **Maintain Proper Workplace Safety.**
- GPP 9 **Provide Proper Care to Improve Animal Well-Being.**
- GPP 10 Utilize Tools for Continuous Improvement.

2025 Focus

2025 Hartford Independent Fair Junior Fair Livestock / Animal Requirement Summary

(Last Revision 01.20.2025)

	Exhibit Limit	Possession	Pre-Fair Weigh-In/Tagging	Licking County Quality Assurance (Must complete training annually) JUNE 1 st Deadline	Clinics	Entry Deadline	Animal Requirements	Health Requirements
Market Steer & Market Heifer	Maximum of 6 entries for Beef Division (Dept. 102/103/104/105)	December 7 th Weigh-in	Must be weighed, tattooed, and tagged on Saturday, December 7, 2024 (8 - 11 a.m.) Grubb Arena, Fairgrounds) Fee: \$5 / RFID Tag (if needed)	March 20 Watkins H.S. / April 3 Utica H.S. / April 16 Licking Valley H.S. / April 22 Northridge H.S. May 13 Johnstown Middle School All programs held 6:30-8:30 p.m.		Entry deadline is Friday, June 27. Changes must be made prior to Friday July 18 late entry deadline.	All animals must be dehorned, and bulls castrated before December weigh-in. Must be 950 lbs. to sell	No health papers required. However, you must follow state guidelines. D.U.N.F. and U.P. feeding forms will be completed online prior to arrival to fairgrounds.
Steer Pool	May only draw 1 animal from Pool to exhibit. Maximum of 6 entries for Beef Division (Dept. 102/103/104/105)	Steer Pool Selection Date (November)	Completed during selection of steers.	March 20 Watkins H.S. / April 3 Utica H.S. / April 16 Licking Valley H.S. / April 22 Northridge H.S. May 13 Johnstown Middle School All programs held 6:30-8:30 p.m.	Attend regularly scheduled Steer Pool meetings	Entry deadline is Friday, June 27. Changes must be made prior to Friday July 18 late entry deadline.	Steer must sell at the fair. Carcass Contest will take place following the fair.	No health papers required. However, you must follow state guidelines. D.U.N.F. forms will be completed online prior to arrival to fairgrounds.
Beef Feeder Calf	Maximum of 6 entries for Beef Division (Dept. 102/103/104/105)	June 1 st	Must be tagged on Saturday, June 7 th (8:00 – 10:00 a.m.) Sheriff's Office – Fairgrounds. Fee: \$5 / RFID Tag (if needed)	March 20 Watkins H.S. / April 3 Utica H.S. / April 16 Licking Valley H.S. / April 22 Northridge H.S. May 13 Johnstown Middle School All programs held 6:30-8:30 p.m.		Entry deadline is Friday, June 27. Changes must be made prior to Friday July 18 late entry deadline.	Calves must weigh 300 – 700 lbs. to show for Champion (steers and heifers only) (Not a sale animal)	No health papers required. However, you must follow state guidelines.
Breeding Beef	Maximum of 6 entries for Beef Division (Dept. 102/103/104/105)	May 1	Breeding Beef project animals must have RFID tags and submit photos online by May 1, including side view and head view with ear tag identification.	March 20 Watkins H.S. / April 3 Utica H.S. / April 16 Licking Valley H.S. / April 22 Northridge H.S. May 13 Johnstown Middle School All programs held 6:30-8:30 p.m.		Entry deadline is Friday, June 27. Changes must be made prior to Friday July 18 late entry deadline.	All breeds, except crossbreds, must be registered to show for special premiums. Registration papers will be checked at fair. (Not a sale animal)	No health papers required. However, you must follow state guidelines.
Dairy Feeder Calf	Maximum of 6 entries for Beef Division (Dept. 102/103/104/105)	May 1	Must be weighed, tagged and vaccinated on Saturday, June 7 (8 a.m. - 11:00 a.m.) Grubb Arena, Hartford Fairgrounds Fee: \$10 / animal **Must be dehorned / castrated prior to June 1 in order to be tagged**	March 20 Watkins H.S. / April 3 Utica H.S. / April 16 Licking Valley H.S. / April 22 Northridge H.S. May 13 Johnstown Middle School All programs held 6:30-8:30 p.m.		Entry deadline is Friday, June 27. Changes must be made prior to Friday July 18 late entry deadline.	Calf must be 100% Holstein or Brown Swiss. Calf must be dehorned, and castrated PRIOR to weigh-in. Must weigh 400-650 lbs. to sell through junior fair sale.	No health papers required. However, you must follow state guidelines. D.U.N.F. and U.P. feeding forms will be completed online prior to arrival to fairgrounds.
Dairy Cattle	No limit as to the number of dairy entries	May 1	N/A	March 20 Watkins H.S. / April 3 Utica H.S. / April 16 Licking Valley H.S. / April 22 Northridge H.S. May 13 Johnstown Middle School All programs held 6:30-8:30 p.m.		Entry deadline is Friday, June 27. Changes must be made prior to Friday July 18 late entry deadline.	No horns permitted (except on junior and intermediate heifers). (Not a sale animal)	No health papers required. However, you must follow state guidelines.
Market Hogs	May exhibit up to 2 animals per exhibitor	May 1	Market Hog ID materials must be submitted online by no later than May 15. Photo(s) must show RFID tag number. RFID tag number must be used for all official ID purposes.	March 20 Watkins H.S. / April 3 Utica H.S. / April 16 Licking Valley H.S. / April 22 Northridge H.S. May 13 Johnstown Middle School All programs held 6:30-8:30 p.m.		Entry deadline is Friday, June 27. Changes must be made prior to Friday July 18 late entry deadline.	Min. of 200 lbs. to sell / 220-290 lbs. to show for Champion. Any breed / cross. Gilts and barrows allowed. Clipping discouraged – hair must meet ODA Rev. Code Terminal Sale.	Must have RFID tag by May 15 and be documented in photo submission. No health papers required. However, you must follow state guidelines. D.U.N.F. forms will be completed online after tagging upon arrival to fairgrounds.
Market Lambs	May exhibit up to 5 animals (1 pen of two and 3 singles) NOTE: Can't be shown in Breeding Sheep show during Hartford Fair.	May 1	Tagging on May 17 (9 a.m. – 12 p.m.) Sheriff Office, Hartford Fairgrounds Up to 6 lambs may be tagged at that time. Fee: \$3 per animal. Scrapies tags required! Online pre-registration required. (New!)	March 20 Watkins H.S. / April 3 Utica H.S. / April 16 Licking Valley H.S. / April 22 Northridge H.S. May 13 Johnstown Middle School All programs held 6:30-8:30 p.m.		Entry deadline is Friday, June 27. Changes must be made prior to Friday July 18 late entry deadline.	No rams allowed. MUST be sick shorn one week or less prior to the fair. All lambs must weigh min. of 95 lbs. (except Southdown / Cheviots 85 lbs.).	Must have USDA approved Scrapies tag. No health papers required. However, you must follow state guidelines. D.U.N.F. and U.P. feeding forms will be completed online prior to arrival to fairgrounds.
Market Lamb Pool	May select / exhibit up to two lambs. (Counts toward max of 5 that will be shown in Dept 108 Market Lamb)	Lamb Pool Selection will take place May 4 @ 3pm (Claylick Run Farm) Pre-registration required.	Completed during selection of lambs. NOTE: Lamb Pool application deadline is April 20.	March 20 Watkins H.S. / April 3 Utica H.S. / April 16 Licking Valley H.S. / April 22 Northridge H.S. May 13 Johnstown Middle School All programs held 6:30-8:30 p.m.		Entry deadline is Friday, June 27. Changes must be made prior to Friday July 18 late entry deadline.	Lambs must come through the Lamb Pool offered by the Licking County Sheep Improvement Association. MUST be sick shorn one week or less prior to the fair. Lambs must weigh min. of 95 lbs.	Must have USDA approved Scrapies tag. No health papers required. However, you must follow state guidelines. D.U.N.F. and U.P. feeding forms will be completed online prior to arrival to fairgrounds.
Breeding Sheep	May exhibit up to 5 entries in Junior Fair.	May 1	N/A Scrapies tags are required for identification.	March 20 Watkins H.S. / April 3 Utica H.S. / April 16 Licking Valley H.S. / April 22 Northridge H.S. May 13 Johnstown Middle School All programs held 6:30-8:30 p.m.		Entry deadline is Friday, June 27. Changes must be made prior to Friday July 18 late entry deadline.	May show ewes or rams. (Not a sale animal)	Must have USDA approved Scrapies tag. No health papers required. However, you must follow state guidelines.

	Exhibit Limit	Possession	Pre-Fair Weigh-In/Tagging	Licking County Quality Assurance (Must complete training annually) JUNE 1 st Deadline	Clinics	Entries	Animal Requirements	Health Requirements
Market Goats	May exhibit up to 2 animals.	May 1 st	Tagging on May 17 (10 a.m.-12 p.m.) Goat Barn, Hartford Fairgrounds Fee: \$2 / animal May tag up to 6 animals. Scrapies tags required. <i>Online pre-registration required. (New!)</i>	March 20 Watkins H.S. / April 3 Utica H.S. / April 16 Licking Valley H.S. / April 22 Northridge H.S. May 13 Johnstown Middle School All programs held 6:30-8:30 p.m.	Goats R Us 4-H Club will host workshops on May 29 and June 26 (6pm) at the Hartford Fairgrounds that are open to any youth. Contact Laney McLaughlin # 740.927.4790	Entry deadline is Friday, June 27. Changes must be made prior to Friday July 18 late entry deadline.	Minimum of 45 lbs. to sell. MUST be sick shorn one week or less prior to the fair. Only goats entered in Junior Fair may stay on the grounds.	Must have USDA approved Scrapies identification in all goats (ear tag / microchip / tattoo / registration papers). No health papers required. However, you must follow state guidelines. D.U.N.F. and U.P. feeding forms will be completed online prior to arrival to fairgrounds.
Breeding Goats	May exhibit up to 6 animals (any market goat entries count toward this total of six entries within the goat department)	May 1	N/A Scrapies tags are required for identification.	March 20 Watkins H.S. / April 3 Utica H.S. / April 16 Licking Valley H.S. / April 22 Northridge H.S. May 13 Johnstown Middle School All programs held 6:30-8:30 p.m.	Goats R Us 4-H Club will host workshops on May 29 and June 26 (6pm) at the Hartford Fairgrounds that are open to any youth. Contact Laney McLaughlin # 740.927.4790	Entry deadline is Friday, June 27. Changes must be made prior to Friday July 18 late entry deadline.	No horned goats permitted in dairy classes. No bucks permitted. (Not a sale animal) Only goats entered in Junior Fair may stay on the grounds.	Must have USDA approved Scrapies identification in all goats (ear tag / microchip / tattoo / registration papers). No health papers required. However, you must follow state guidelines.
Market Rabbits	Max of 2 per lot, which counts toward max of 6 entries for Market and Breeding Rabbits.	30 days preceding fair	Registration/Tattooing July 12 (10 a.m. - 2 p.m.) Beef Barn, Hartford Fairgrounds Fee: \$1 / animal	March 20 Watkins H.S. / April 3 Utica H.S. / April 16 Licking Valley H.S. / April 22 Northridge H.S. May 13 Johnstown Middle School All programs held 6:30-8:30 p.m.	Rabbit & Poultry Clinic & Fun Show - Details TBAI	Entry deadline is Friday, June 27. Changes must be made prior to Friday July 18 late entry deadline.	Single fryer / pen of three rabbits min 3 ½ lbs. / max 5 ½ lbs. 69 days old each at show	No health papers required. However, you must follow state guidelines. D.U.N.F. forms will be completed online prior to arrival to fairgrounds.
Breeding Rabbits	Max of 2 per lot, which counts toward max of 6 entries for Market and Breeding Rabbits.	May 1	Sr. Rabbits - May 17 (10 a.m. - 2 p.m.) Beef Barn, Fairgrounds Jr Rabbits - July 12 (10 a.m. - 2 p.m.) Beef Barn, Fairgrounds Fee: \$1 / animal	March 20 Watkins H.S. / April 3 Utica H.S. / April 16 Licking Valley H.S. / April 22 Northridge H.S. May 13 Johnstown Middle School All programs held 6:30-8:30 p.m.	Rabbit & Poultry Clinic & Fun Show - Details TBAI	Entry deadline is Friday, June 27. Changes must be made prior to Friday July 18 late entry deadline.	(Not a sale animal)	No health papers required. However, you must follow state guidelines.
Meat Poultry (broilers / turkeys / ducks)	Max of 2 per lot, which counts toward max of 6 entries for Market Poultry. Meat turkeys, chickens and ducks must be purchased through a Hartford Fair Poultry Pool.	Meat turkeys / chickens / ducks must be purchased through Hartford Fair Poultry Pool.	Turkeys are banded May 17 (10 a.m. - 2 p.m.) Beef Barn, Hartford Fairgrounds All other Meat Poultry - Wing Banding July 12 (10 a.m. - 2 p.m.) Beef Barn, Hartford Fairgrounds Fee: \$1 / entry	March 20 Watkins H.S. / April 3 Utica H.S. / April 16 Licking Valley H.S. / April 22 Northridge H.S. May 13 Johnstown Middle School All programs held 6:30-8:30 p.m.	Rabbit & Poultry Clinic & Fun Show - Details TBAI	Entry deadline is Friday, June 27. Changes must be made prior to Friday July 18 late entry deadline.	Meat chicken/single broiler/ pen of three birds must weigh between 5 and 8 lbs. Meat turkeys, chickens and ducks must be purchased through Hartford Fair Poultry Pool.	D.U.N.F. forms will be completed online prior to arrival to fairgrounds.
Breeding Poultry	Max of 2 per lot, which counts toward max of 6 entries for Market Poultry.	May 1	Wing Banding May 17 (10 a.m. - 2 p.m.) Beef Barn, Hartford Fairgrounds Fee: \$1 / entry	March 20 Watkins H.S. / April 3 Utica H.S. / April 16 Licking Valley H.S. / April 22 Northridge H.S. May 13 Johnstown Middle School All programs held 6:30-8:30 p.m.	Rabbit & Poultry Clinic & Fun Show - Details TBAI	Entry deadline is Friday, June 27. Changes must be made prior to Friday July 18 late entry deadline.	(Not a sale animal)	Be prepared to show NPIP health papers. All turkeys must be Poliorum tested by a veterinarian. Health papers must be presented upon arrival to barn.
Dogs	May exhibit up to 6 Dogs. max of 6 entries.	April 1 Must be owned by exhibitor or immediate family	N/A	No Quality Assurance Program required for this species in 2025.		Entry deadline is Friday, June 27. Changes must be made prior to Friday July 18 late entry deadline.	Need certificate of license & dog license tag to register. Dog must be older than 6 mos. at time of show. Dogs in heat may not be shown.	Hartford Fair Certificate of Vaccination form required. (available through Licking County 4-H Club Advisors and the Licking County Extension Office website)
Llamas	May exhibit up to 6 Llamas. max of 6 entries.	May 1	N/A	No Quality Assurance Program required for this species in 2025.		Entry deadline is Friday, June 27. Changes must be made prior to Friday July 18 late entry deadline.	(Not a sale animal) Haul-in only. Temporary stalling will be provided day of show.	No health papers required. However, you must follow state guidelines.
Equine (Horse & Pony)	May exhibit up to 6 animals (may only stall 1 animal) NOTE: All horses and ponies must have a Body Condition Score (BCS) of at least "4" to be exhibited at 4-H events and shows.	Licking County exhibitors submit by April 25 to the LCA4-HB&C Knox & Delaware exhibitors submit by April 25 to Hartford Fair Office	N/A	All Equine members must complete EquiSTEP training program by June 1 st . (go.osu.edu/EquiStep2025)	Licking County Pony measurements made by appointment prior to April 10. Contact Nancy Arledge (#614.989.5717). An educational clinic will be held April 26, sponsored by the Licking County 4-H Horse & Pony Council.	Entry deadline is Friday, June 27. Changes must be made prior to Friday July 18 late entry deadline.	(Not a sale animal) Pre-entry for classes is required. All classes must be entered by fair entry deadline.	Required Vaccinations: West Nile Combo (includes Tetanus) Rhino/Flu, and Equine Rabies. Health papers must be presented at Vet Check Point & Horse Project Grading. Veterinarian certificate and DUNF required for any and all medications with unexpired withdrawal period.

For all species divisions which are listed on this form, the youth member must be currently enrolled in the respective appropriate project in either Licking, Knox, or Delaware County 4-H / FFA/Steer Pool programs. The project must be carried through the county of which the youth is a 4-H or FFA member in good standing. Licking, Knox and Delaware County members are encouraged to attend a Quality Assurance Program within their county of membership.

Project Enrollment for 4-H and FFA Members and Showing Animals

- ✓ Ohio 4-H members are sometimes also FFA members. To keep work in both organizations clearly separate, members are advised to take a different species in each organization or, at the very least, to take market animals in one and breeding animals in the other.

	4-H	FFA
Allowable	Breeding Gilt	Market Hog
Allowable	Market Steer	Market Hog
Not Allowable	Market Lamb	Market Lamb



Photos courtesy of the Ohio State Fair.



Information

For questions about Ohio State Fair entries, rules, and deadlines please visit <https://ohiostatefair.com/livestock/>

For additional livestock project resources and scrapie information, please visit <https://go.osu.edu/livestock>

For questions related to statewide Quality Assurance policies please contact:

Elizabeth Duling, Food Animal Specialist, share.8@osu.edu



Ohio State University Extension
Department of Animal Sciences
Animal Sciences Building Room 222
2029 Fyffe Road
Columbus, Ohio 43210
Phone: 614-292-0589
Visit us online at: <http://www.ohio4h.org>

 **THE OHIO STATE UNIVERSITY**
COLLEGE OF FOOD, AGRICULTURAL,
AND ENVIRONMENTAL SCIENCES

CFAES provides research and related educational programs to clientele on a nondiscriminatory basis. For more information, visit cfaesdiversity.osu.edu. For an accessible format of this publication, visit cfaes.osu.edu/accessibility.

Requirements of Livestock Projects for Exhibition in Ohio Fairs



Requirements of County 4-H Educators

When youth livestock project members are required to attend Quality Assurance, ensure that:

- ✓ Members are in good standing
 - Check with club advisor to make sure they have met club requirements to be in good standing.
- ✓ Youth have completed QA **at least 45 days prior** to the START of the fair (not the show day)
 - For example, if the opening day of the fair is July 20, but a youth doesn't show until July 23, QA must be completed by the youth at least 45 days prior to July 20.
 - ***If the fair takes place after the Ohio State Fair, and a youth wants to exhibit at the Ohio State Fair, they must complete QA 45 days prior to the opening day of the Ohio State Fair to be eligible to participate. ***

- ✓ Members are enrolled in the appropriate project corresponding to the class/animal they are entering
 - For example, youth must be enrolled in a market beef project to enter for a market steer/market heifer class.
 - A youth CANNOT be enrolled in only beef breeding and take a market heifer to the fair.

Requirements for Parents/Guardians/ Advisors and Youth

Make sure that children/club member(s) entering livestock at the county and/or Ohio State Fair:

- ✓ Are members in good standing
 - Have they met your club standards (attendance, forms filled out, enrolled in the proper projects, etc).
- ✓ Have completed QA **at least 45 days prior** to the START of the fair (not the show day)
 - For example, if the opening day of the fair is July 20, but the youth doesn't show until July 23, QA must be completed by the youth at least 45 days prior to July 20.
 - ***If the fair takes place after the Ohio State Fair, and the youth wants to exhibit at the Ohio State Fair, they must complete QA 45 days prior to the start of the Ohio State Fair to be eligible to participate. ***

- ✓ Are enrolled in the appropriate project corresponding to the class/animal they are entering
 - For example, youth must be enrolled in a market beef project to enter a market steer/market heifer class.
 - A youth CANNOT be enrolled in only beef breeding and take a market heifer to the fair.

Requirements for Parents/Guardians/ Advisors and Youth

- ✓ Have the project animal(s) in their possession by the approved dates (refer to county/state fair rules) and is properly tagged/identified
 - For example, beef exhibitors for the Ohio State Fair must send a DNA sample and register EID tag by January 15 to be eligible for entry.
 - County fairs will require tagging/tattoo days for market animals.
 - Sheep and goats must have scrapie tags/identification per USDA.

- ✓ Have registered/entered in the correct classes by the posted deadlines for the event.
- ✓ Understand and comply with fair rules and regulations.



For questions about project requirements, Quality Assurance dates/requirements, fair requirements, and county-related rules, please contact your county 4-H Extension Educator. Contact information can be found at licking.osu.edu.

2025 HARTFORD SENIOR FAIR BOARD

POINTS OF IMPORTANCE

VARIOUS ANIMAL UPDATES AND REMINDERS...

— BEEF CATTLE.

- Beef Feeder Calves must be in the possession of the exhibitor by June 1st and must attend check-in at the Hartford Fairgrounds on Saturday, June 7th. Calves should have RFID tags in place by June 7th, or can purchase a tag at check-in for \$5.00
- Breeding Beef project animals must be in the possession of the member by May 1st, have an RFID tag in place, and upload a side-view and front-view photos (with tag visible) by May 1st.
- Market Beef Bred and Owned animals will be showing in their own respective classes in 2025. Bred and Owned entries will have an overall top five. The Champion Bred and Owned will then compete for the overall Market Champion. During the entry process you must select the Bred and Owned classes when appropriate. All Bred and Owned rules still apply.
- New this year, we are hoping to have a fitting contest for exhibitors. Date, time and rules are yet to be determined.

— DAIRY CATTLE.

- Dairy Judging Contest will begin at 11:00 a.m. on Monday, August 4th.
- Dairy Skillathon will be held 1-3:00 p.m. on Monday, August 4th.

— DAIRY FEEDERS.

- Dairy Feeder calves may be only of 100% Holstein or Brown Swiss breeding.
- Weigh-in on June 7th will run from 8:00 - 11:00 a.m. The weigh-in will also include an independent assessor whose task will be to identify calves that may require DNA testing, to verify Holstein / Brown Swiss breeding. A clinic and show will be offered following the weigh-in.
- The Dairy Feeder Skillathon is going to be offered ahead of the fair on Sunday, July 27th. Be watching for additional details!

— GOATS.

- All goats must have approved Scrapies identification!
- Only goats entered in Junior Fair classes may stay on the grounds.
- All market goats must be in the possession of the exhibitor by May 1st and attend weigh-in / tagging on May 17th. An online registration will be provided in advance of tagging. All goats are required to be pre-registered into the survey by noon on May 15th.
-

— HORSE.

- Horse Skillathon will begin at noon on Sunday, August 4th, so as to allow for exhibitors to complete Skillathon prior to Groom and Clean Contest getting underway.

— **MARKET LAMBS.**

- All market lambs must have USDA approved Scrapies tag identification at the time of tagging on May 17th.
- All market lambs must be in the possession of the exhibitor by May 1st and attend tagging on May 17th to be tagged with a fair tag. An online registration will be provided in advance of tagging. All lambs are required to be pre-registered into the survey by noon on May 15th.
- Market Lamb / Lamb Pool exhibitors must use a market lamb consigned in their own name for showmanship classes, and the same lamb must be shown through all classes.
- Bred & Owned market lambs will be a specific class entry this year. Lambs to be shown as Bred & Owned must be tagged as such during tagging on May 17th and entered as Bred & Owned market lambs during the fair entry process.

— **BREEDING SHEEP.**

- All breeding sheep project animals must have USDA approved Scrapies tags.

— **RABBITS & POULTRY.**

- May registration day moved to third Saturday in May – May 17th.
- Rabbit & Poultry exhibitors must complete DUNF forms ahead of arriving to the fairgrounds or will not be allowed to weigh-in on day of show!
- SPECIAL NOTE: All Poultry project members are encouraged to carry at least one additional project, in case there were to be limitations placed on exhibiting poultry at the fair. This would allow the member an opportunity to continue as a Junior Fair exhibitor, regardless of poultry limitations.

— **MARKET HOGS.**

- All hogs must be tagged with an 840 RFID tag prior to the May 15th Market Hog ID submission deadline. Tags will be available at the Fair Office for purchase. Taggers will be available for use, with a deposit.
- If your hog(s) already has an 840 RFID tag, there is no need to re-tag. The 15-digit number on the 840 RFID tag will be used for the fair. Tag must be legible in the headshot picture of your ID submission. See Hartford Fair website for additional details information.
- Hog Identification photos are required of all junior fair hogs and will be uploaded directly into FairEntry. Photos must be submitted online by 11:59 p.m. May 15th – one of the photos must include official tag with number that is readable. Up to four (4) hogs may be identified. If photos are not entered by May 15th, the hog is ineligible to make entry to the fair and thus is ineligible to show or sell.
- All hogs consigned to sale will be sent to the packer on either Tuesday night or Wednesday. All youth participating in the sale must send one hog on the trailer. Hogs will not be present during the hog sale on Thursday.
- Any youth bringing a second hog for exhibition will be responsible for removing that hog from the fairgrounds on Friday. These hogs are also eligible to be shown in the open market hog show on Friday.
- All pens should be cleaned by exhibitors at the time that their hog is removed from the grounds, with absolutely all pens being cleaned by the end of the day on Friday.

— GENERAL JUNIOR FAIR LIVESTOCK.

- Please be aware that section 901-19 of the Ohio Revised Code provides rules pertaining to junior fair exhibition of livestock. All rules will be enforced, and families are responsible for reviewing and understanding these rules prior to entry and exhibition. These rules are also posted on the Hartford Fair website, Fair Premium Book, and are available on the Ohio Department of Agriculture website. should you have questions, be sure to ask!
- Junior Fair entries will be made ONLINE through FairEntry system
- Junior Fair Exhibitors will enter their SHOWMANSHIP classes as a part of the entry process ahead of June 27th. This will allow classes to be split into appropriate sizes ahead of the fair.
- All market animal exhibitors must complete their Drug Use Notification Form (DUNF) online by 11:59 p.m. on Friday, August 3rd. Market Hogs will be able to complete their forms ahead of arriving to the fair, as tags must be in place by May 15th.

FACILITIES AND BARN SAFETY.

- No floor fans will be permitted in the barn areas. All fans must be hung, for the safety of small children.
- No fans, beyond those that are installed in the barn, will be allowed in the Kohman Wing during the fair.
- Electrical cords must be good repair and in a safe condition. Unsafe cords will be confiscated.

LIVESTOCK SALES.

- Large Animal Sale will begin at 10:00 a.m. on Saturday, August 9th
- Small Animal Sale will begin at 10:30 a.m. on Saturday, August 9th.
- Market Goats will move to the Large Animal Sale, and will be the final species to sell in 2025.
- Sales commission charged is increasing from 2% to 3% in 2025. This commission is used for marketing the sale, managing the sale, and costs associated with preparing and mailing checks following the sale.
- Livestock sales checks will be mailed no earlier than 30 days following the sale. All checks will be mailed, no checks will be held for pick-up! There will be a \$35 charge to re-issue a check with a stale date past the 60 days cashing period.

...AND OTHER ITEMS.

- Entries are due by 11:59 p.m. on Friday, June 27th, with late entries being due by 11:59 p.m. on Friday, July 18th. Exhibitors will be expected to review their entries online to ensure that they are accurate.
- Be sure to stay up to date through the Hartford Fair website and Facebook pages.
- Junior Fair Exhibitors and Advisors...
 - ID Cards will be issued, with exhibitors and advisors being required to provide a photo by no later than June 27th. Exhibitors will submit their photo during the entry process in FairEntry, while Advisors will be asked to submit their photos by email, as a club / chapter. Additional details will be shared later in the year by email as well as through the website!
 - This ID card will serve as gate entry pass, as well as identification at the premium bank.

Updated 03.04.2025

RABBIT QUALITY ASSURANCE



1

WELCOME

- Introductions
- Why do we need to do Quality Assurance?
- What are Good Production Practices?
 - Good Production Practice #7
 - Good Production Practice #8
 - Good Production Practice #9
- Hartford Fair Rabbit and Poultry Reminders



2

INTRODUCTIONS

- Hartford Independent Fair Directors

Rabbit and Poultry Senior Fair Board Committee

- Dan Small-Rabbit Poultry Department Chair
- Adam Wampler-Poultry Department Chair
- Alisha Tilley
- Roger Smith

- Rabbit and Poultry Junior Fair Board Committee



3

QUALITY ASSURANCE

As a youth raising animals in 4-H and FFA I promise to learn how to and raise:


- Food animal product preferred by consumers
- Provide a safe, wholesome food animal product for consumption by consumers
- Raise and handle animals in a safe, healthy and ethical manner.

Quality Assurance is where youth exhibitors discover:


- Learn how to ethically, properly and safely raise healthy and happy rabbits.
- Learn how to handle rabbits in a safe way.
- Understand what equipment and records are necessary for my rabbits.



4




OHIO STATE UNIVERSITY EXTENSION




Good Production Practices


Ten Good Production Practices (GPPs) that relate to food safety and protection as a part of "Assuring Quality Care for Animals" are listed below. It is every animal owner's responsibility to assure that proper management and welfare are at the core of animal care. By reviewing and completing the activities and records in the Ohio 4-H resource handbooks and project books for food animals, 4-H members will better understand and implement the Good Production Practices. Visit ohio4h.org/aqca.

GPP 1	Use an appropriate veterinarian/client/patient relationship (VCPR) as the basis for medication decision-making
GPP 2	Establish and implement an efficient and effective health management plan
GPP 3	Use antibiotics responsibly
GPP 4	Properly store and administer animal health products
GPP 5	Follow proper feed processing protocols
GPP 6	Establish effective animal identification, medication records and withdrawal times
GPP 7	Practice good environmental stewardship
GPP 8	Maintain proper workplace safety
GPP 9	Provide proper animal handling and care
GPP 10	Utilize Tools for continuous improvement





THE OHIO STATE UNIVERSITY
 COLLEGE OF FOOD, AGRICULTURAL,
 AND ENVIRONMENTAL SCIENCES



CFAES provides research and related educational programs to clientele on a nondiscriminatory basis. For more information, visit ohio4h.org/accessibility.

GOOD PRODUCTION PRACTICES


For 2025 we are focusing on:

Good Production Practice #7

Good Production Practice #8

Good Production Practice #9

5



GOOD PRODUCTION PRACTICE #7

Practice Good Environmental Stewardship

6

3

PRACTICE GOOD ENVIRONMENTAL STEWARDSHIP

- **Recycle Waste:** Turn rabbit poop and bedding into compost for your garden.
 - Its great fertilizer!
 - Promotes parasite control.
 - Select a location away from water sources to avoid run off and keep water clean.
- **Habitat Care:** Keep your barn area clean and comfortable for your rabbits.
 - Shelters should be shady, cool, dry place.
 - Secure electric cords for lighting and fans away from rabbits.
 - Be mindful of predators by elevating rabbit cages or use secure locations with a door.
 - Regularly clean out rabbit manure.
 - Create a deep cleaning schedule to wash your barn, cages, and supplies.



7



GOOD PRODUCTION PRACTICE #8

Maintain Proper Workplace Safety

8

KEEPING OUR RABBIT BARN SAFE

- **Clean Environment:** Keep the barn clean by regularly removing waste and changing bedding.
A clean space reduces the risk of disease of rabbits and people.
- **Safe Flooring:** Use non-slip, easy to clean flooring to prevent injuries and clean easily.
- **Pest Control:** Keep the barn free of pests like rodents and insects that can harm your rabbits.
- **Secure Feed and Water:** Use sturdy containers for food and water that can't be easily tipped over or chewed on.
 - Rabbits always need access to clean, fresh water.
 - Food storage should be in an airtight container.
- **Emergency Plan:** Have a plan in place for emergencies and keep your vet's contact numbers handy.



9



GOOD PRODUCTION PRACTICE #9

Provide Proper Care to Improve Animal Well Being

10

CARING FOR YOUR RABBIT

Top 5 Tips for Raising Rabbits to ensure proper care:

1. **Provide a safe and well-ventilated cage area:** Make sure your rabbit's hutch is sturdy, spacious and escape proof. Keep it clean and dry to prevent health issues.
2. **Balanced Diet:** Feed your rabbit a balanced diet that includes hay, pellets, and free choice water.
3. **Regular Health Checks and Grooming:** Observe your rabbit daily for signs of illness or injury. Regularly trim their nails, brush their coats, and check their teeth.
4. **Handling and Interaction:** Spend time with your rabbit every day to build trust and practice showmanship.
5. **Daily Exercise:** Allow your rabbit time outside of the hutch each day to exercise.



11

2025 HARTFORD FAIR RABBIT AND POULTRY REMINDERS



12

Important Dates:

- Senior Breeding Rabbit Registration
NEW DATE: May 17, 2025 - 10:00am to 2:00pm
The Beef Barn at The Hartford Fairgrounds
- Junior Breeding and Market Rabbit Registration
July 12, 2025 - 10:00am to 2:00pm
The Beef Barn at The Hartford Fairgrounds
- Bred and Raised Doe ID Forms
Due by Mail to the Hartford Fair Board Office **by May 17, 2025**



13

What is difference between Showmanship and the Breed/Market show?

- **Showmanship:** The exhibitor is judge for their knowledge and ability to handle their rabbit.
Rabbit Showmanship is on Wednesday
- **Market and Breeding Show:** The rabbit is judged on their confirmation and color.
Market and Breed show is on Sunday

What do I need to show my Rabbit at the fair?

- Carry Cage that is well ventilated and secure.
- Water bottle and feed crock.
- Extra feed in a secure and dry container.
- White lab coat, polo shirt, jeans, and closed toe shoes.
- Cage lock if caging all week at the fair.
- Tent, chairs, and cooler for humans and rabbits to stay comfortable during show days.
- Battery operated fans for rabbits



14

What do I study for Showmanship ?

- OSU Extension Rabbit Resource Book
 - American Rabbit Breeder Association Website (ARBA) and their You Tube Channel
 - ARBA Standard of Perfection Book for Breed Requirements
-

How do I Groom my Rabbit to Show?

- Never wash your rabbit unless necessary!
 - Spot Clean areas with a baby wipe or wash rag as needed
- Trim their toenails
- Use a brush on long hair rabbits to keep their fur free of knots.
- Rex and Mini Rex Rabbits ONLY: Groom with a Shedding block.
- Do not use dye or baby powder on the fur or coat as this will damage the quality.



15

Licking County Rabbit and Poultry Committee:

Promotes the Rabbit and Poultry industry to 4-H and FFA Members. The committee provides educational events such as the Royalty contest, Fun Show, Skillathon, and Poster Contest.

Meetings are held the last Tuesday of each month at The Licking County Extension Office.

Upcoming Events:

April 27, 2025 - Licking County Rabbit and Poultry Royalty Contest (pre-entry required)
Licking County Extension Office

June 14, 2025 – Rabbit and Poultry Fun Show and Clinic
B Carr Arena at The Hartford Fairgrounds



16

2025 Guidelines to the 4-H Rabbit Projects

The 4-H Rabbit Projects are as follows:

- #227 Pet Rabbit Project
- #226 Market Rabbit Project
- #225 Breeding Rabbit Project

Here is a brief description of the purpose of each project...

Pet Rabbit Project #227.....

The pet rabbit project is designed for youth who own one or more pet quality rabbits, which they plan to keep as a family pet, and do not have interest in raising breeding stock or commercial market rabbits. This project emphasizes learning about proper care, feeding, disease management, etc. of a rabbit. Youth will purchase and use the Pet Rabbit 4-H Project Book as their project guide. Numerous possible learning activities are given for youth in the project book. If youth enroll in this project multiple years, they should choose new learning activities annually.

*Youth enrolled in this project are **not** eligible to show in the rabbit show at the fair.* An interview judging opportunity will be offered for youth enrolled in this project. Youth will bring their pet rabbit to the 4-H Special Interest Project interview judging, complete the judging process, and return their rabbit home the same day. (This is the same process used for other small animal projects.)

Spayed/Neutered Rabbits: Rabbits that have been spayed / neutered are only eligible to be used within a Pet Rabbit project. They may not be shown in breeding and market classes at the Hartford Fair.

Market Rabbit Project # 226.....

This project is designed for youth who wish to raise and market meat rabbits. It is recommended that youth own a buck and doe, which they will breed to raise their meat rabbits. However, this is not required. Meat rabbits can be purchased for this project. It is recommended youth purchase the Market Rabbit Project Book # 226 the first time they take this project, the book can be retained for additional years of use.

To be eligible to participate in the Junior Fair Livestock Sale, meat rabbits must meet the established weight range at the time of fair weigh-in. See the Hartford Fair Livestock Project Summary Guide for rules which may apply to this project.

Breeding Rabbit Project #225.....

This project is designed for youth who wish to raise rabbits for use as purebred breeding stock or high quality commercial stock for meat purposes. This project focuses on learning about genetics, types of breeding programs, and care and management of breeding rabbits, including identifying all rabbits, utilizing hutch cards and other types of records, it is recommended youth purchase the Breeding Rabbit Project Book # 225 the first time they take this project, the book can be retained for additional years of use.

To be eligible for fair exhibition, breeding and meat rabbits must be tattooed and/or registered on the date, location and time designated by the Hartford Fair Board.

2025 Hartford Fair Tattoo/Registration Days

May 17 th	Senior Rabbits (6 mos. and over) 10:00 a.m. - 2:00 p.m. / Hondros Beef Barn, Fairgrounds / \$1 per animal
July 12 th	Junior Rabbits (under 6 mos.) / Market Rabbits 10:00 a.m. - 2:00 p.m. / Hondros Beef Barn, Fairgrounds / \$1 per animal

rev. 01.15.2025

2025 HARTFORD FAIR

Rabbit Department Update

Rabbit Projects Eligible to show at the Hartford Fair:

- Breeding Rabbit
- Market Rabbit

Rabbit Tattoo and Registration Dates- All Rabbits to be shown are required to attend. No Makeup!!!!

Third Saturday in May: May 17, 2025, 10:00 am to 2:00 pm

Location: Hondros Beef Barn, Hartford Fairgrounds

Project: Senior Breeding Rabbits (over 6 months of age on show day) to be eligible to be shown at the 2025 Fair.
Even if a Rabbit has been exhibited in past fairs or is already tattooed, it must be attend to be registered each year.

Second Saturday in July: July 12, 2025, 10:00 am to 2:00 pm

Location: Hondros Beef Barn, Hartford Fairgrounds

Project: Market Rabbits and Junior Breeding Rabbits to be eligible to be shown at the 2025 fair

What is Tattooing and Registration?

ALL rabbit projects, to be eligible for exhibition at the fair, must attend registration AND have a legible tattoo in the Left ear. Exhibitors can register as many rabbit projects as they wish to be eligible to show.

Exhibitors, please bring the following:

- Completed registration form with you and your rabbit(s) information.
- The Rabbits to be registered.

What if I can't attend the registration?

If the Exhibitor is NOT able to bring the project to tattooing/registration day; a representative can bring the rabbits and completed form on their behalf to registration.

What if my Rabbit isn't tattooed?

All rabbits must be tattooed. Your rabbit having a legible tattoo is the responsibility of the exhibitor, not the Hartford independent Fair or Licking County Rabbit and Poultry Committee.

The Licking County Rabbit and Poultry Committee does provide tattooing service on registration day as a fundraiser, \$1.00 per rabbit.

Hartford Fair Updates and Reminders:

Market Rabbit Weigh-In at 7:00 am | Breeding Rabbit Show at 9:00 am, Market Rabbit Show will follow.

- Rabbit project stalling is OPTIONAL, you may haul-in and out for your shows.
- Rabbit cages are available on a first come, first serve basis.
- Rabbits must be present at time of stalling. You can not reserve / hold cages via locks or fellow exhibitors. If you want to stall together, arrive together.
- Locks and water bottles are required for ALL stalled rabbit projects.
- Do NOT enter mixed breed rabbits in the All-Other Breeds Lot. All Other Breeds are for purebred breeds that do not have a specific lot to show under.
- You can only enter 6 lots in the Rabbit division. Plan ahead when selecting your breeding and market projects. Pen of 3 is considered one lot, not 3 lots.

ALL EXHIBITORS MUST CARE FOR AND CLEAN UP AFTER THEIR RABBITS DURING AND AFTER THE FAIR!!

Rabbit Registration Form

Exhibitor's Name: _____

Exhibitor's Parent Phone Number: _____ Email: _____

4-H Club: _____ 4-H Advisor: _____

[illegible]

Hartford Independent Fair Bred and Raised Market Rabbit

Bred and Raised Market Rabbit Rules

1. The Single Fryer or Meat Pen Rabbit(s) shown in lot 3 or 4 are NOT permitted to enter in Lot 1 or 2.
2. All participants must submit a Rabbit ID form by the first Saturday in May to register the mother doe of the kits to be eligible to exhibit at the Hartford Independent Fair in the Bred and Raised Market division. The ID form must be completely filled out and returned with requested photos.
3. All bred and raised market project must be bred, owned and raised by the exhibitor noted on the ID form of the doe.
4. Siblings from the same family are permitted to submit a Rabbit ID form for the same doe. Any additional doe sharing requests are at the discretion of the Hartford Fair Committee Chair.
5. At the July registration and tattooing, the doe and litter will need to be present. A letter or number from the mother doe will need to be part of the tattoo combination of the kit to be registered and exhibited.
6. The top 5 rabbits of lot 3 and 4 will receive ribbons for placing in their respective lot.
7. ONLY 1st place rabbits of Lot 3 and Lot 4 will compete against the 1st place rabbits from lot 1 & 2 in the championship round for the selection of the Overall Grand and Reserve Champion in their respective division.
8. There will NOT be separate Grand and Reserve Champions for lot 3 and 4.

Entry Lots:

Lot 3 - Bred and Raised Single Fryer

Lot 4 - Bred and Raised Meat Pen of 3

Hartford Independent Fair

Bred and Raised Market Doe ID Form

Please return this form with attached photos by **May 17, 2025** to
The Hartford Independent Fairgrounds.

14028 Fairgrounds Rd NW, Croton OH 43013

This form must be signed by the exhibitor and parent

Name: _____ Age (as of January 1st): _____

Address: _____

City: _____ County: _____

Phone Number: _____ Email: _____

4-H Club or FFA Chapter: _____

_____ Number of does identified for Bred and Raised Market class with attached photos

Photo and Doe designation rules: All Rabbits are identified by their markings and legible tattoo. The exhibitor must attach photos of the rabbit only as outlined; left and right side profile photo and a close photo showing a clear picture of the legible tattoo in the ear of the rabbit. Please affix the photos or print them together on one sheet of 8.5X11 sheet of paper. Designate at the top of the paper doe #1, doe #2, etc. and their Tattoo number. **Attach photos to this sheet and mail together to the fair office by May 17, 2025, for each exhibitor.**

Tattoo/Registration of Litter: Exhibitors are permitted register as many does as they wish. The Doe and litter are to be brought to registration and tattooing the 2nd Saturday in July. At the July registration; rabbits to be shown from the litter in the Bred and Raised classes, will be designated with a tattoo combination incorporating a letter or number from the mothers tattoo.

Please read the additional rules under the Department 114-Rabbit in the Hartford Fair premium book.

IF REQUESTED PHOTOS AND ID FORM REGISTERING THE DOE(s) ARE NOT RECEIVED BY **MAY 17, 2025**, THE DOE AND LITTER ARE INELIGIBLE FOR THE BRED AND RAISED CLASSES.


Signature of Exhibitor: _____

Signature of Parent/Guardian: _____

Youth Rabbit and Poultry Clinic & Fun Show

Saturday, June 14, 2025

Hartford Independent Fairgrounds
B. Carr Pavilion



Entry Fee:
\$1.00 each animal
(no limit)

Barn Opens: 8:00 a.m.
Show Registration: 8:30-9:30 a.m.
Showmanship Clinic: 9:00 a.m.
Show: 10:30 a.m.

Show Rules

- Youth at least 8 years old and in the third grade through 18 years old (as of 1/1/2025) may participate, regardless of 4-H membership.
- Purebred and mixed-breed rabbits and poultry may be entered.
 - Each breed of rabbit will be shown in four divisions: Sr Buck, Jr Buck, Sr Doe and Jr Doe
 - A breed will require at least five rabbits to be separated as a breed.*
 - Poultry Classes: Commercial and Fancy (NO MEAT).
- Entries are not limited.
- Entries are made the day of the show.
- Rabbits and Poultry must be in carrying cages with leak proof bottoms.
- A "free" raffle ticket will be given for every five entries entered under the same exhibitor.
- The Rabbit & Poultry Committee and the Hartford Independent Fair Board will not be responsible in the case of fire, theft, or accident; however, precautions will be taken to avoid any mishap.
- Youth must bring their own entry to the table.

Buckeye Bunny Supply will be onsite.

You can place orders in advance at <https://www.buckeyebunnysupply.com/>

Awards!

Rabbit:

Best of Show - Trophy
Best of Breed (must be 5 in a class) - Plaques or Rosettes
1st - 3rd Place in each class - Ribbons

Poultry:

Best of Show - Trophy
Best Fancy & Best of Commercial (must be 5 in a class) - Plaques or Rosettes
1st - 3rd Place in each class - Ribbons

Raffle Proceeds

will benefit
Rabbit and Poultry
youth events held at the
Hartford Independent
Fair.

For more information, please contact:

Sonia or Alisha Tilley: (740) 745-3380 (General / Rabbit information)

John DeSaavedra: (740) 927-0548 (Poultry information)

Help Wanted

The Licking County 4-H Rabbit and Poultry Committee Needs Your Help!

Who are we?

We are a group of dedicated volunteers who advise and assist the Senior Fair Board with matters pertaining to the rabbit and poultry shows at the Hartford Fair, as well as supporting related activities. We need more volunteers to help share this important work.

Rabbit and Poultry Committee responsibilities:

- ~ Conduct banding, tattooing, and pullorum testing.
- ~ Organize and conduct the rabbit and poultry royalty contests.
- ~ Assist with the weigh-ins and shows as needed.
- ~ Organize Rabbit and Poultry Fun Show and educational clinics.
- ~ Organize a fundraising raffle at the Fun Show and clinic.
- ~ Conduct Skillathon and project interviews during the fair.
- ~ Participate in work days at the barn.
- ~ Assist with coop-in and caging at the fair.
- ~ Review and recommend fair book revisions to the Fair Board as needed.
- ~ Provide buyer hospitality at the small animal auction.

We meet on the last Tuesday of each month, January through September, 7:00pm at the Extension Office. If you wish to serve with us, please contact John deSaavedra, or any committee member, and you can be placed on our email reminder list. Text or call 740-739-0391 or email jdesaave@columbus.rr.com.



Rabbit Basics for the Beginner

Contributing Authors: Jeff Dick, David Mangione, Barbara Parker Phares, and Travis West Extension Educators, Ohio State University Extension

Introduction–Core Purpose and Learning Objectives

Rabbits are a popular project for younger 4-H members or those members who do not have the facilities or space for a larger animal species. Basic background information about raising and caring for rabbits will assist in making your endeavor into rabbit ownership a success.

Core Purpose:

To gain an understanding of the general information needed to raise a rabbit.

Learning Objectives:

- a. Effective selection of a rabbit project animal
- b. Determine appropriate housing for a rabbit
- c. Ensure proper animal care for your rabbit
- d. Provide proper health and nutrition for your rabbit

Selection

Selecting a breed of rabbit can be a huge challenge for first-time rabbit owners. There are currently 48 breeds of rabbits recognized by the American Rabbit Breeders Association (ARBA). As a 4-H member, you should familiarize and research several breeds to determine those meeting the criteria you have for your rabbit project. There are market fryers, breeding rabbits, or companion pet rabbits. The goals you have for your rabbit project have a large effect on the breed you choose to purchase. If you are interested in exhibiting breeding rabbits or raising rabbits, it is important to have a copy of the Standard of Perfection for your breed. This publication describes the ideal rabbit for each recognized breed, and is the standard by which judges compare rabbits of the same breed against

one another. If you are raising rabbits, you need to understand the process of culling.

Culling is removing a rabbit from the herd because of inferior production, inferior quality when compared to the Standard, or possessing specific disqualifications. Your criteria for culling might be different depending on whether you are focusing on breeding, pet, or market projects.

Market rabbits should be of a commercial breed and fall into one of the following three categories:

- Fryers: 3½–5 pounds (8–10 weeks of age)
- Roasters: 5–8 pounds (not over 5 months)
- Stewers: over 8 pounds (over 5 months)

Make sure you understand the requirements of your fair for exhibition of your market rabbit project. Some projects will require you to have one to three rabbits as part of your project. If your project includes more than one market rabbit paired with another, then you want to find two or three rabbits that are identical in type. Rabbits in the fryer and roaster categories can be expected to gain approximately 7 ounces per day if provided adequate feed and water on a daily basis. Weighing your market rabbits is important to make sure you are on track to obtain the desired weight at the end of your project.

Housing (Environment)

Housing can be evaluated with a few factors: ventilation, size, material, temperature, and protection. Ventilation is the process of moving air above and below the cage to decrease temperature and ammonia odor,



THE OHIO STATE UNIVERSITY

COLLEGE OF FOOD, AGRICULTURAL,
AND ENVIRONMENTAL SCIENCES



ohio4h.org

CFAES provides research and related educational programs to clientele on a nondiscriminatory basis. For more information: go.osu.edu/cfaesdiversity.

which can be damaging to a rabbit's respiratory system. This can be accomplished naturally or mechanically, but you must ensure that direct drafts are not imposed on the rabbits. The ideal temperature for an adult rabbit's environment is 45–70° Fahrenheit.

Housing for rabbits can be maintained either inside or outside a physical structure. Outside facilities require that the rabbits be protected from the weather and predators. Inside housing provides more control of the environment, including better biosecurity, but comes with more expense and more ventilation challenges. It is necessary for you to determine the housing plan that fits the current situation you have at home.

Cage size is detailed in the Animal Welfare section in this fact sheet and gives the specific recommendations for the size of rabbit and its use. There are numerous materials that can be utilized to build rabbit cages; however, remember that rabbits are gnawers, meaning they will eat building materials. The material used will depend on whether you have an inside wire cage or an outside cage. The outside cage typically includes (three) plywood or pressed board (sidewalls) and roof to provide necessary protection for the rabbits. Inside cages will usually be constructed from galvanized welded wire.

General Care and Management

Nutrition

Consideration for appropriate nutrition depends upon the stage of production, added supplements, environmental temperature, quality of pellets, and access to water. Crude protein (CP) is the major nutrient we assess because the fiber is fairly consistent in most commercially produced rabbit pellets. Crude protein feed recommendations are 16–18% for growing market rabbits; 14–16% for maintaining body weight on mature rabbits (non-breeding stock); and 16–18% for stock in active breeding.

The most important nutrient you can provide your rabbit is water. Access to fresh, clean

water is necessary for rabbits to maintain proper growth rate and body condition. Fresh, clean water is a must during the summer months, because rabbits do not tolerate heat well and depend on water to cool their bodies. Many people insist on feeding supplements to their rabbits. Commercially produced rabbit pellets provide a complete diet for rabbits. When you add supplements on a daily basis, you are altering the balanced diet provided by the pellets. Supplements should be used carefully or used as an occasional treat for your rabbits in order to minimize their effect on the balanced diet.

Rabbits are unique in the fact that they are susceptible to digestive disturbances. To lower this susceptibility, they use a process called cecotrophy to maintain balance in their digestive system. Cecotrophy is the process of ingesting feces, typically done at night. The ingestion of the soft feces, or cecotropes, increases protein digestibility and energy digestion for the rabbit.

Health/Vaccinations

Rabbits are typically low-maintenance animals when it comes to health and vaccinations. There are no vaccinations that are recommended for rabbits, and just a few medications that are actually labeled for use on rabbits. Healthy rabbits have a normal temperature range of 101.3–104.0° Fahrenheit, a resting heart rate of 180–250 beats/minute, and a constantly moving nose. Most veterinarians do not have much experience with treating rabbits. This requires you as the owner to become familiar with signs of common diseases and ailments. Your observation will be integral for maintaining health among your rabbits on a daily basis. The Rabbit Resource Handbook provides more in-depth details on certain diseases and ailments: lice and mites (mange), enteritis, coccidiosis, worms, abscesses, URI—Upper Respiratory Disease, wry neck, vent disease, and pasteurella. If you think your rabbit needs medication, consult your veterinarian to determine the appropriate medication and

dosage level.

Rabbits have a sympathetic nervous system, which is primarily responsible for stimulating the body's flight-or-fight response. This creates a real challenge in determining the correct dosage of medication needed for a sick rabbit. Providing too much medication (overdosing) is toxic. Underdosing, or giving too little medication, is ineffective at treating the condition. There are four administration routes that can be utilized in rabbits. They include oral, subcutaneous (nape of neck), intravenous (veins in feet), and intramuscular (hind leg or back muscle). ARBA has a Rabbit and Cavy Health Committee that can field questions about doctoring rabbits.

Animal Welfare

Pen and Cage Size

The size of the cage should be determined by the size and function of the rabbit. A common rule of thumb is that a cage should be 0.75 square feet of floor space (9" x 9") per pound of mature body weight. For example, a rabbit that should reach 11 pounds as an adult should have a cage 30" x 30" (9" x 9" x 11 lbs = 891"). The cage height should be high enough that in no way should the rabbit's ears rub on the top of the cage when the rabbit is moving and the ears are erect. Additional floor space should be provided for does that are going to be producing babies or multiple animals in a single space. The size of the door should be of adequate size to properly remove your rabbit from the cage. Cages should be constructed with fourteen or sixteen gauge welded wire. A 1" x 1" or 1" x 2" wire (size of squares) should be used for the outside and top of the cages. Wooden floors (hutches) or ½" x 1" welded wire should be used for the bottom of the cages. "J" clips or "C" rings should be used to fasten wire to wire, and fence staples should be used to fasten wire to wooden frames.

Handling

Rabbits are light-boned animals. Because of this, improper handling can easily injure a rabbit. Rabbits should be handled from a

young age, after weaning, and handled often. Never pick up a rabbit by its ears, by the skin on the back, or by the scruff of the neck. Doing so can injure the rabbit and damage flesh condition. The proper way to pick up a rabbit is demonstrated in the Rabbit Resource Handbook. Rabbits are easily frightened and may react differently in an unfamiliar situation. A very tame rabbit at home may become stressed and frightened at a show. Never place the rabbit near your face! A rabbit's toenails can scratch deeply.

Transportation

Rabbits should travel in cages specifically designed for them. Purchase a rabbit carrier that is the correct size for the age and breed of your rabbit. Do not transport a rabbit in a box! A rabbit can become overheated easily and die quickly as a result. Hot weather conditions can be dangerous for a rabbit. It is best to place rabbits in an air-conditioned vehicle for transport. If this is not possible, keep windows rolled down and air circulating. For long-distance travel, rabbits should be in carriers and covered with large sheets of cardboard or similar items to block the sunlight. A thin sheet of foam placed under the cages will help cushion the ride, keeps cages from slipping or tipping, and protects the car's interior. Place an absorbent, generous quantity of bedding or a canine house-training pad in the bottom of the carrier tray to help absorb any wastes or spilled water. Secure water and feed pans inside the carrier. There are specially designed pans for carrier use. To avoid spillage, provide only a small amount of water during transport. Most rabbits will not eat or drink during a ride. If stopping, be certain to keep the vehicle cool. Park in a shaded area or keep the car's air conditioning operating. If cool outside, roll down windows. Handling rabbits during transport can heighten stress resulting in increased body temperature. Secure cage doors with zip ties. Carry your own water from home as changing water sources can upset the rabbit's digestion. Watering the rabbit through the carrier is

easily accomplished by using a houseplant watering can with a narrow spout. If taking several rabbits on a journey, invest in a wheeled cart on which the carriers fit easily. Many types of these carts are available.

Resources/Links

American Rabbit Breeders Association:
arba.net

Citations

Cheeke, Dr. Peter. (2009). Nutritional Management of Rabbits and Principles of Rabbit Nutrition. Rabbitcon 2009, San Diego, California, October 31–November 1, 2009.

Hayhow, Dr. Chris DVM. (2003). Care of the Domestic Rabbit. Leawood: Leathers Publishing. pp. 15–30, 38–40, 49–52, and 77–114.

Hreiz, Jay E., DVW. (2009). Practical Health Care for the Rabbit Breeder. Rabbitcon 2009, San Diego, California, October 31–November 1, 2009.

Miller, Lucinda, Jeff Dick, Bridget Weigly, Judy Conrad, David Mangione, Donna Maruschak, and Doug Dill. (2004). Rabbit Resource Handbook. Columbus: The Ohio State University.

Williamson, Dr. Scott. (2009). Making Better Rabbits through Environmental Management. Rabbitcon 2009, San Diego, California, October 31–November 1, 2009.



2025 HARTFORD FAIR

4-H & FFA PROJECT SKILLATHON & INTERVIEW JUDGING SCHEDULE

4-H Beef Projects...

Contest: Sunday, August 3 @ 12:30 p.m. to 2:00 p.m. (Beef Barn/Grubb Arena)
Awards: Tuesday, August 5 - Market Steer Show (Grubb Arena)

4-H Dairy Cattle Projects...

Contest: Monday, August 4 @ 1:00 to 3:00 p.m. (Grubb Arena)
Awards: Tuesday, August 5 - Junior Dairy Show (Grubb Arena)

4-H Dairy Feeder Projects...

(New Date / Location!)
Contest: Sunday, July 27 @ 12:00—3:00 p.m. (Babcock Building)
Awards: Wednesday, August 6 - Dairy Feeder Show (Grubb Arena)

4-H Goat Projects...

Contest: Wednesday, August 6 @ 1:00 to 3:00 p.m. (4-H Center)
Awards: Saturday, August 9 @ 9:00 a.m. (B.Carr)

4-H Horse Projects...

Contest: Sunday, August 3 @ 12:00 to 2:00 p.m. (Horse Complex)
(skillathon only—project interviews held 8:00 a.m. daily)
Awards: Wednesday, August 6

4-H Poultry Projects...

Contest: Tuesday, August 5 @ 10:00 a.m. (Rabbit & Poultry Barn)
Awards: Saturday, August 9 @ 9:00 a.m. (B.Carr)

4-H Rabbit Projects...

Contest: Wednesday, August 6 @ 10:00 a.m. (Rabbit & Poultry Barn)
Awards: Saturday, August 9 @ 9:00 a.m. (B.Carr)

4-H Sheep Projects...

Contest: Sunday, August 3 @ 10:30 a.m. to 11:45 a.m. (4-H Center)
Awards: Wednesday, August 7 just prior to beginning of Market Lamb Show (Grubb Arena)

4-H Swine Projects...

Contest: Sunday, August 3 @ 11:00 a.m. (Swine Barn West Entrance)
Awards: Tuesday, August 5 @ Market Hog Show (Swine Barn Arena)

Members should plan to bring completed project books with them to the skillathon contest. While a member's project book may not be required in order to participate in skillathon contests, it does account for a substantial amount of points. Awards are presented for (1) skillathon performance, (2) personal interview score, and (3) project book score for completion.

UPDATED of 01.27.2025

Any necessary changes to this schedule will be announced / posted during the Hartford Fair.

DRUG USE NOTIFICATION FORM (DUNF)

Sections 1 through 9 must be completed prior to show

EXHIBITION / FAIR NAME: _____ 2 DIGIT FAIR CODE _____

PRINT CLEARLY

1. EXHIBITOR/OWNER NAME _____

2. MAILING ADDRESS _____

Street, P.O. Box Number _____

EXHIBITOR
PHONE (____) _____

City, State, Zip _____

3. ANIMAL IDENTIFICATION
NUMBER (Tag, Tattoo #, Legband)

4. ANIMAL SPECIES [CIRCLE ONE]
CATTLE HOGS SHEEP GOATS
OTHER (Specify) _____

5. ANIMAL DESCRIPTION
(BREED, SEX, COLOR, ETC.)

6. I AM A JUNIOR FAIR MARKET LIVESTOCK EXHIBITOR AND I HAVE ATTENDED OR COMPLETED A QUALITY ASSURANCE PROGRAM DURING THE LAST 12 MONTHS OR I HAVE TESTED OUT OF A PROGRAM WITHIN MY AGE BRACKET.

YES ☐

NO ☐

7. ☐ I CERTIFY THE ABOVE ANIMAL TO BE FREE OF MEDICATION

▲ IF YOU HAVE CHECKED THIS BOX, SIGN BELOW AND DO NOT COMPLETE THE TREATMENT CHART.

☐ THE ABOVE ANIMAL HAS BEEN TREATED WITH MEDICATION FOR WHICH THE WITHDRAWAL PERIOD HAS NOT ELAPSED.

Complete the treatment chart below ▼

TREATMENT DATE	CONDITION BEING TREATED	TREATMENT GIVEN				DATE WITHDRAWAL COMPLETE
		MEDICATION GIVEN (NAME OF MEDICATION)	AMOUNT (DOSE)	ROUTE (IM, IV, SQ, Oral)	INSTRUCTED WITHDRAWAL TIME (# DAYS)	

IF THIS IS AN EXTRA LABEL OR Rx DRUG, A VETERINARIAN MUST HAVE PRESCRIBED THE MEDICATION.
LIST THE LICENSED VETERINARIAN'S NAME AND ADDRESS WHO PRESCRIBED OR DIRECTED THE TREATMENT:

VETERINARIAN NAME _____ STREET, P.O. BOX NUMBER _____ CITY, STATE, ZIP _____

8. EXHIBITOR/OWNER SIGNATURE _____ AGE: _____ DATE _____

9. PARENT/GUARDIAN SIGNATURE _____ DATE _____
(REQUIRED IF EXHIBITOR IS UNDER 18 YEARS OF AGE)

DISTRIBUTION by Records Official:
AGR DUNF (REV. 1/11)

WHITE FORM: REVIEW UPON COLLECTION AND IMMEDIATELY FORWARD TO ODA
YELLOW FORM: TO BE RETAINED BY THE DESIGNATED RECORDS OFFICIAL FOR ONE YEAR
PINK FORM: TO BE GIVEN TO THE OWNER/EXHIBITOR

CHAMPIONS WILL BE REQUIRED TO COMPLETE A NEW DUNF TO BE SUBMITTED WITH URINE/HAIR SAMPLES TO THE TESTING LABORATORY

General Preventive Health Recommendations for Animals Exhibited at the Hartford Independent Fair

Robert C. Krueger, DVM
Mount Vernon Animal Hospital – (740) 397.6958

It is encouraged that all participants have a current relationship with their veterinarian in order to foster the best preventive health care plan for their animals.

Please note: If your animal is under medical treatment at the fair, treatment must be overseen by the official Fair Veterinarian. Please report to the Veterinarian or the Fair Director to ensure compliance with tampering laws and exhibition rules.

Vaccination and internal parasite control must be administered at least 30 days prior to the start of the Fair.

Special Note to Market Animals: **All medications and vaccinations should be given under the guidance of a licensed veterinarian. All meat residues (withdrawal times) must be expired prior to exhibition. Consult your veterinarian for specific protocol recommendations and keep records of medication and dosages. These guidelines are to help protect the animals travelling into and out of the fairgrounds and to comply with residue avoidance guidelines.

Beef Cattle:

1. Vaccines: IBR, BRSV, BVD, PI3, Leptospirosis, Clostridial diseases(7) including Tetanus
2. Internal Parasite Control: On a preventive internal parasite protocol.**
3. External Parasite Control: Free of infectious external parasites and infections such as Lice, Mites, and Ringworm.

Dairy Cattle (including Dairy Feeder Calves):

1. Vaccines: IBR, BRSV, BVD, PI3, Leptospirosis, Clostridial diseases(7) including Tetanus
 - a. **Dairy Feeder Calves: Given at vaccination clinic as required (1st Saturday in June)
2. Internal Parasite Control: On a preventive internal parasite protocol.**
3. External Parasite Control: Free of infections external parasites and infections such as Lice, Mites, and Ringworm.
4. It is recommended that dairy heifers be dehorned prior to June 15th in order to allow complete healing prior to exhibition at the fair. (dehorning is not required of junior and intermediate heifers)

Goats:

1. Vaccines: Clostridium types C&D and Tetanus
2. Internal Parasite Control: On a preventive internal parasite protocol.**
3. External Parasite Control: Free of infections external parasites and infections such as Lice, Mites, and Ringworm.

Poultry:

1. Vaccines: Vary depending upon management protocol. Consult your veterinarian.
2. Internal Parasite Control: On a preventive internal parasite protocol.**
3. External Parasite Control: Free of infections external parasites and infections such as Lice, Mites, and Ringworm.

Rabbits:

1. Internal Parasite Control: On a preventive internal parasite protocol.**
2. External Parasite Control: Free of infections external parasites and infections such as Lice, Mites, and Ringworm.

Sheep:

1. Vaccines: Clostridium types C& D and Tetanus
2. Internal Parasite Control: On a preventive internal parasite protocol.**
3. External Parasite Control: Free of infectious external parasites and infections such as Lice, Mites, and Ringworm.

Swine:

1. Vaccines: Mycoplasma, Influenza, Erysipelas, Circovirus
2. Internal Parasite Control: On a preventive internal parasite protocol.**
3. External Parasite Control: Free of infectious external parasites and infections such as Lice, Mites, and Ringworm.

Equine – Horse / Pony:

1. Vaccines: West Nile Virus, Eastern Equine Encephalitis, Western Equine Encephalitis, Tetanus, Rhinopneumonitis (EHV 4/1), Equine Influenza, Rabies.
 - a. *These vaccines are required per fair rules.*
2. Internal Parasite Control: De-worming is individualized per horse/per stable environment. It is recommended that your horse maintain a Fecal Egg Count of < 200 epg. Consult your veterinarian for the best protocol for your individual horse.
3. External Parasite Control: Horses should be free of all infectious external parasites and infections such as Lice, Mites, and Ringworm.
4. Body Condition Score of $\geq 4/9$.

Canine:

1. Vaccines: Current Rabies, Distemper, Hepatitis (Adenovirus), Parvovirus, Parainfluenza, 4 way Leptospirosis, and Bordatella (Kennel Cough)
 - a. *These vaccines are required per fair rules.*
 - b. *Veterinarian's Certificate posted at www.licking.osu.edu > 4-H Youth Development > Member Resources*
2. Internal Parasite Control: Monthly heartworm and internal parasite control consistent with your veterinarian's recommendations for your dog.
3. External Parasite Control: Monthly prevention for fleas and ticks as well as free of all infectious external parasites and infections such as Lice, Mites, and Ringworm.
4. Body Condition Score of 2.5/5 minimum.