




2025 Hartford Fair Livestock Quality Assurance

Poultry Project Packet



A colorful illustration of a farm scene. In the background, there are rolling green hills, a blue sky with white clouds and birds, and a farm building with a red roof. In the foreground, various farm animals are depicted: two white sheep on the left, a brown cow, a white goat, a pink pig, a white duck, a white rabbit, a brown chicken, and a yellow chicken. A wooden fence runs across the middle ground.

Good Production Practices (GPPs) For Youth Livestock Producers

- GPP 1 Use an appropriate Veterinarian / Client / Patient Relationship (VCPR) as the Basis for Medication Decision Making.
- GPP 2 Establish and Implement an Efficient and Effective Health Management Plan.
- GPP 3 Use antibiotics responsibly.
- GPP 4 Properly Store and Administer Animal Health Products.
- GPP 5 Follow Proper Feed Processing Protocols.
- GPP 6 Establish Effective Identification, Medication Records, and Withdrawal Times.
- GPP 7 **Practice Good Environmental Stewardship.**
- GPP 8 **Maintain Proper Workplace Safety.**
- GPP 9 **Provide Proper Care to Improve Animal Well-Being.**
- GPP 10 Utilize Tools for Continuous Improvement.

2025 Focus

2025 Hartford Independent Fair Junior Fair Livestock / Animal Requirement Summary

(Last Revision 03.24.2025)

	Exhibit Limit	Possession	Pre-Fair Weigh-In/Tagging	Licking County Quality Assurance (Must complete training annually) JUNE 1st Deadline	Clinics	Entry Deadline	Animal Requirements	Health Requirements
Market Steer & Market Heifer	Maximum of 6 entries for Beef Division (Dept. 102/103/104/105)	December 7 th Weigh-in	Must be weighed, tattooed, and tagged on Saturday, December 7, 2024 (8 - 11 a.m.) Grubb Arena, Fairgrounds) Fee: \$5 / RFID Tag (if needed)	March 20 Watkins H.S. / April 3 Utica H.S. / April 16 Licking Valley H.S. / April 22 Northridge H.S. May 13 Johnstown Middle School All programs held 6:30-8:30 p.m.		Entry deadline is Friday, June 27. Changes must be made prior to Friday July 18 late entry deadline.	All animals must be dehorned, and bulls castrated before December weigh-in. Must be 950 lbs. to sell	No health papers required. However, you must follow state guidelines. D.U.N.F. and U.P. feeding forms will be completed online prior to arrival to fairgrounds.
Steer Pool	May only draw 1 animal from Pool to exhibit. Maximum of 6 entries for Beef Division (Dept. 102/103/104/105)	Steer Pool Selection Date (November)	Completed during selection of steers.	March 20 Watkins H.S. / April 3 Utica H.S. / April 16 Licking Valley H.S. / April 22 Northridge H.S. May 13 Johnstown Middle School All programs held 6:30-8:30 p.m.	Attend regularly scheduled Steer Pool meetings	Entry deadline is Friday, June 27. Changes must be made prior to Friday July 18 late entry deadline.	Steer must sell at the fair. Carcass Contest will take place following the fair.	No health papers required. However, you must follow state guidelines. D.U.N.F. forms will be completed online prior to arrival to fairgrounds.
Beef Feeder Calf	Maximum of 6 entries for Beef Division (Dept. 102/103/104/105)	June 1 st	Must be tagged on Saturday, June 7 th (8:00 – 10:00 a.m.) Sheriff's Office – Fairgrounds. Fee: \$5 / RFID Tag (if needed)	March 20 Watkins H.S. / April 3 Utica H.S. / April 16 Licking Valley H.S. / April 22 Northridge H.S. May 13 Johnstown Middle School All programs held 6:30-8:30 p.m.		Entry deadline is Friday, June 27. Changes must be made prior to Friday July 18 late entry deadline.	Calves must weigh 300 – 700 lbs. to show for Champion (steers and heifers only) (Not a sale animal)	No health papers required. However, you must follow state guidelines.
Breeding Beef	Maximum of 6 entries for Beef Division (Dept. 102/103/104/105)	May 1	Breeding Beef project animals must have RFID tags and submit photos online by May 1, including side view and head view with ear tag identification.	March 20 Watkins H.S. / April 3 Utica H.S. / April 16 Licking Valley H.S. / April 22 Northridge H.S. May 13 Johnstown Middle School All programs held 6:30-8:30 p.m.		Entry deadline is Friday, June 27. Changes must be made prior to Friday July 18 late entry deadline.	All breeds, except crossbreds, must be registered to show for special premiums. Registration papers will be checked at fair. (Not a sale animal)	No health papers required. However, you must follow state guidelines.
Dairy Feeder Calf	Maximum of 6 entries for Beef Division (Dept. 102/103/104/105)	May 1	Must be weighed, tagged and vaccinated on Saturday, June 7 (8 a.m. - 11:00 a.m.) Grubb Arena, Hartford Fairgrounds Fee: \$10 / animal **Must be dehorned / castrated prior to June 1 in order to be tagged**	March 20 Watkins H.S. / April 3 Utica H.S. / April 16 Licking Valley H.S. / April 22 Northridge H.S. May 13 Johnstown Middle School All programs held 6:30-8:30 p.m.		Entry deadline is Friday, June 27. Changes must be made prior to Friday July 18 late entry deadline.	Calf must be 100% Holstein or Brown Swiss. Calf must be dehorned, and castrated PRIOR to weigh-in. Must weigh 400-650 lbs. to sell through junior fair sale.	No health papers required. However, you must follow state guidelines. D.U.N.F. and U.P. feeding forms will be completed online prior to arrival to fairgrounds.
Dairy Cattle	No limit as to the number of dairy entries	May 1	N/A	March 20 Watkins H.S. / April 3 Utica H.S. / April 16 Licking Valley H.S. / April 22 Northridge H.S. May 13 Johnstown Middle School All programs held 6:30-8:30 p.m.		Entry deadline is Friday, June 27. Changes must be made prior to Friday July 18 late entry deadline.	No horns permitted (except on junior and intermediate heifers). (Not a sale animal)	No health papers required. However, you must follow state guidelines.
Market Hogs	May exhibit up to 2 animals per exhibitor	May 1	Market Hog ID materials must be submitted online by no later than May 15. Photo(s) must show RFID tag number. RFID tag number must be used for all official ID purposes.	March 20 Watkins H.S. / April 3 Utica H.S. / April 16 Licking Valley H.S. / April 22 Northridge H.S. May 13 Johnstown Middle School All programs held 6:30-8:30 p.m.		Entry deadline is Friday, June 27. Changes must be made prior to Friday July 18 late entry deadline.	Min. of 200 lbs. to sell / 220-290 lbs. to show for Champion. Any breed / cross. Gilts and barrows allowed. Clipping discouraged – hair must meet ODA Rev. Code Terminal Sale.	Must have RFID tag by May 15 and be documented in photo submission. No health papers required. However, you must follow state guidelines. D.U.N.F. forms will be completed online prior to arrival to fairgrounds.
Market Lambs	May exhibit up to 5 animals (1 pen of two and 3 singles) NOTE: Can't be shown in Breeding Sheep show during Hartford Fair.	May 1	Tagging on May 17 (9 a.m. – 12 p.m.) Sheriff Office, Hartford Fairgrounds Up to 6 lambs may be tagged at that time. Fee: \$3 per animal. Scrapies tags required! Online pre-registration required. (New!)	March 20 Watkins H.S. / April 3 Utica H.S. / April 16 Licking Valley H.S. / April 22 Northridge H.S. May 13 Johnstown Middle School All programs held 6:30-8:30 p.m.		Entry deadline is Friday, June 27. Changes must be made prior to Friday July 18 late entry deadline.	No rams allowed. MUST be sick shorn one week or less prior to the fair. All lambs must weigh min. of 95 lbs. (except Southdown / Cheviots 85 lbs.).	Must have USDA approved Scrapies tag. No health papers required. However, you must follow state guidelines. D.U.N.F. and U.P. feeding forms will be completed online prior to arrival to fairgrounds.
Market Lamb Pool	May select / exhibit up to two lambs. (Counts toward max of 5 that will be shown in Dept 108 Market Lamb)	Lamb Pool Selection will take place May 4 @ 3pm (Claylick Run Farm) Pre-registration required.	Completed during selection of lambs. NOTE: Lamb Pool application deadline is April 6.	March 20 Watkins H.S. / April 3 Utica H.S. / April 16 Licking Valley H.S. / April 22 Northridge H.S. May 13 Johnstown Middle School All programs held 6:30-8:30 p.m.		Entry deadline is Friday, June 27. Changes must be made prior to Friday July 18 late entry deadline.	Lambs must come through the Lamb Pool offered by the Licking County Sheep Improvement Association. MUST be sick shorn one week or less prior to the fair. Lambs must weigh min. of 95 lbs.	Must have USDA approved Scrapies tag. No health papers required. However, you must follow state guidelines. D.U.N.F. and U.P. feeding forms will be completed online prior to arrival to fairgrounds.
Breeding Sheep	May exhibit up to 5 entries in Junior Fair.	May 1	N/A Scrapies tags are required for identification.	March 20 Watkins H.S. / April 3 Utica H.S. / April 16 Licking Valley H.S. / April 22 Northridge H.S. May 13 Johnstown Middle School All programs held 6:30-8:30 p.m.		Entry deadline is Friday, June 27. Changes must be made prior to Friday July 18 late entry deadline.	May show ewes or rams. (Not a sale animal)	Must have USDA approved Scrapies tag. No health papers required. However, you must follow state guidelines.

	Exhibit Limit	Possession	Pre-Fair Weigh-In/Tagging	Licking County Quality Assurance (Must complete training annually) JUNE 1 st Deadline	Clinics	Entries	Animal Requirements	Health Requirements
Market Goats	May exhibit up to 2 animals.	May 1 st	Tagging on May 17 (10 a.m.-12 p.m.) Goat Barn, Hartford Fairgrounds Fee: \$2 / animal May tag up to 6 animals. Scrapies tags required. <i>Online pre-registration required. (New!)</i>	March 20 Watkins H.S. / April 3 Utica H.S. / April 16 Licking Valley H.S. / April 22 Northridge H.S. May 13 Johnstown Middle School All programs held 6:30-8:30 p.m.	Goats R Us 4-H Club will host workshops on May 29 and June 26 (6pm) at the Hartford Fairgrounds that are open to any youth. Contact Laney McLaughlin # 740.927.4790	Entry deadline is Friday, June 27. Changes must be made prior to Friday July 18 late entry deadline.	Minimum of 45 lbs. to sell. MUST be sick shorn one week or less prior to the fair. Only goats entered in Junior Fair may stay on the grounds.	Must have USDA approved Scrapies identification in all goats (ear tag / microchip / tattoo / registration papers). No health papers required. However, you must follow state guidelines. D.U.N.F. and U.P. feeding forms will be completed online prior to arrival to fairgrounds.
Breeding Goats	May exhibit up to 6 animals (any market goat entries count toward this total of six entries within the goat department)	May 1	N/A Scrapies tags are required for identification.	March 20 Watkins H.S. / April 3 Utica H.S. / April 16 Licking Valley H.S. / April 22 Northridge H.S. May 13 Johnstown Middle School All programs held 6:30-8:30 p.m.	Goats R Us 4-H Club will host workshops on May 29 and June 26 (6pm) at the Hartford Fairgrounds that are open to any youth. Contact Laney McLaughlin # 740.927.4790	Entry deadline is Friday, June 27. Changes must be made prior to Friday July 18 late entry deadline.	No horned goats permitted in dairy classes. No bucks permitted. (Not a sale animal) Only goats entered in Junior Fair may stay on the grounds.	Must have USDA approved Scrapies identification in all goats (ear tag / microchip / tattoo / registration papers). No health papers required. However, you must follow state guidelines.
Market Rabbits	Max of 2 per lot, which counts toward max of 6 entries for Market and Breeding Rabbits.	30 days preceding fair	Registration/Tattooing July 12 (10 a.m. - 2 p.m.) Beef Barn, Hartford Fairgrounds Fee: \$1 / animal	March 20 Watkins H.S. / April 3 Utica H.S. / April 16 Licking Valley H.S. / April 22 Northridge H.S. May 13 Johnstown Middle School All programs held 6:30-8:30 p.m.	Rabbit & Poultry Clinic & Fun Show - Details TBAI	Entry deadline is Friday, June 27. Changes must be made prior to Friday July 18 late entry deadline.	Single fryer / pen of three rabbits min 3 ½ lbs. / max 5 ½ lbs. 69 days old each at show	No health papers required. However, you must follow state guidelines. D.U.N.F. forms will be completed online prior to arrival to fairgrounds.
Breeding Rabbits	Max of 2 per lot, which counts toward max of 6 entries for Market and Breeding Rabbits.	May 1	Sr. Rabbits - May 17 (10 a.m. - 2 p.m.) Beef Barn, Fairgrounds Jr Rabbits - July 12 (10 a.m. - 2 p.m.) Beef Barn, Fairgrounds Fee: \$1 / animal	March 20 Watkins H.S. / April 3 Utica H.S. / April 16 Licking Valley H.S. / April 22 Northridge H.S. May 13 Johnstown Middle School All programs held 6:30-8:30 p.m.	Rabbit & Poultry Clinic & Fun Show - Details TBAI	Entry deadline is Friday, June 27. Changes must be made prior to Friday July 18 late entry deadline.	(Not a sale animal)	No health papers required. However, you must follow state guidelines.
Meat Poultry (broilers / turkeys / ducks)	Max of 2 per lot, which counts toward max of 6 entries for Market Poultry. Meat turkeys, chickens and ducks must be purchased through a Hartford Fair Poultry Pool.	Meat turkeys / chickens / ducks must be purchased through Hartford Fair Poultry Pool.	Turkeys are banded May 17 (10 a.m. - 2 p.m.) Beef Barn, Hartford Fairgrounds All other Meat Poultry - Wing Banding July 12 (10 a.m. - 2 p.m.) Beef Barn, Hartford Fairgrounds Fee: \$1 / entry	March 20 Watkins H.S. / April 3 Utica H.S. / April 16 Licking Valley H.S. / April 22 Northridge H.S. May 13 Johnstown Middle School All programs held 6:30-8:30 p.m.	Rabbit & Poultry Clinic & Fun Show - Details TBAI	Entry deadline is Friday, June 27. Changes must be made prior to Friday July 18 late entry deadline.	Meat chicken/single broiler/ pen of three birds must weigh between 5 and 8 lbs. Meat turkeys, chickens and ducks must be purchased through Hartford Fair Poultry Pool.	D.U.N.F. forms will be completed online prior to arrival to fairgrounds.
Breeding Poultry	Max of 2 per lot, which counts toward max of 6 entries for Market Poultry.	May 1	Wing Banding May 17 (10 a.m. - 2 p.m.) Beef Barn, Hartford Fairgrounds Fee: \$1 / entry	March 20 Watkins H.S. / April 3 Utica H.S. / April 16 Licking Valley H.S. / April 22 Northridge H.S. May 13 Johnstown Middle School All programs held 6:30-8:30 p.m.	Rabbit & Poultry Clinic & Fun Show - Details TBAI	Entry deadline is Friday, June 27. Changes must be made prior to Friday July 18 late entry deadline.	(Not a sale animal)	Be prepared to show NPIP health papers. All turkeys must be Poliorum tested by a veterinarian. Health papers must be presented upon arrival to barn.
Dogs	May exhibit up to 6 Dogs. max of 6 entries.	April 1 Must be owned by exhibitor or immediate family	N/A	No Quality Assurance Program required for this species in 2025.		Entry deadline is Friday, June 27. Changes must be made prior to Friday July 18 late entry deadline.	Need certificate of license & dog license tag to register. Dog must be older than 6 mos. at time of show. Dogs in heat may not be shown.	Hartford Fair Certificate of Vaccination form required. (available through Licking County 4-H Club Advisors and the Licking County Extension Office website)
Llamas	May exhibit up to 6 Llamas. max of 6 entries.	May 1	N/A	No Quality Assurance Program required for this species in 2025.		Entry deadline is Friday, June 27. Changes must be made prior to Friday July 18 late entry deadline.	(Not a sale animal) Haul-in only. Temporary stalling will be provided day of show.	No health papers required. However, you must follow state guidelines.
Equine (Horse & Pony)	May exhibit up to 6 animals (may only stall 1 animal) NOTE: All horses and ponies must have a Body Condition Score (BCS) of at least "4" to be exhibited at 4-H events and shows.	Licking County exhibitors submit by April 25 to the LCA4-HB&C Knox & Delaware exhibitors submit by April 25 to Hartford Fair Office	N/A	All Equine members must complete EquiSTEP training program by June 1 st . (go.osu.edu/EquiStep2025)	Licking County Pony measurements made by appointment prior to April 10. Contact Nancy Arledge (#614.989.5717). An educational clinic will be held April 26, sponsored by the Licking County 4-H Horse & Pony Council.	Entry deadline is Friday, June 27. Changes must be made prior to Friday July 18 late entry deadline.	(Not a sale animal) Pre-entry for classes is required. All classes must be entered by fair entry deadline.	Required Vaccinations: West Nile Combo (includes Tetanus) Rhino/Flu, and Equine Rabies. Health papers must be presented at Vet Check Point & Horse Project Grading. Veterinarian certificate and DUNF required for any and all medications with unexpired withdrawal period.

For all species divisions which are listed on this form, the youth member must be currently enrolled in the respective appropriate project in either Licking, Knox, or Delaware County 4-H / FFA/Steer Pool programs. The project must be carried through the county of which the youth is a 4-H or FFA member in good standing. Licking, Knox and Delaware County members are encouraged to attend a Quality Assurance Program within their county of membership.

Project Enrollment for 4-H and FFA Members and Showing Animals

- ✓ Ohio 4-H members are sometimes also FFA members. To keep work in both organizations clearly separate, members are advised to take a different species in each organization or, at the very least, to take market animals in one and breeding animals in the other.

	4-H	FFA
Allowable	Breeding Gilt	Market Hog
Allowable	Market Steer	Market Hog
Not Allowable	Market Lamb	Market Lamb



Photos courtesy of the Ohio State Fair.



Information

For questions about Ohio State Fair entries, rules, and deadlines please visit <https://ohiostatefair.com/livestock/>

For additional livestock project resources and scrapie information, please visit <https://go.osu.edu/livestock>

For questions related to statewide Quality Assurance policies please contact:

Elizabeth Duling, Food Animal Specialist, share.8@osu.edu



Ohio State University Extension
Department of Animal Sciences
Animal Sciences Building Room 222
2029 Fyffe Road
Columbus, Ohio 43210
Phone: 614-292-0589
Visit us online at: <http://www.ohio4h.org>

 **THE OHIO STATE UNIVERSITY**
COLLEGE OF FOOD, AGRICULTURAL,
AND ENVIRONMENTAL SCIENCES

CFAES provides research and related educational programs to clientele on a nondiscriminatory basis. For more information, visit cfaesdiversity.osu.edu. For an accessible format of this publication, visit cfaes.osu.edu/accessibility.

Requirements of Livestock Projects for Exhibition in Ohio Fairs



Requirements of County 4-H Educators

When youth livestock project members are required to attend Quality Assurance, ensure that:

- ✓ Members are in good standing
 - Check with club advisor to make sure they have met club requirements to be in good standing.
- ✓ Youth have completed QA **at least 45 days prior** to the START of the fair (not the show day)
 - For example, if the opening day of the fair is July 20, but a youth doesn't show until July 23, QA must be completed by the youth at least 45 days prior to July 20.
 - ***If the fair takes place after the Ohio State Fair, and a youth wants to exhibit at the Ohio State Fair, they must complete QA 45 days prior to the opening day of the Ohio State Fair to be eligible to participate. ***

- ✓ Members are enrolled in the appropriate project corresponding to the class/animal they are entering
 - For example, youth must be enrolled in a market beef project to enter for a market steer/market heifer class.
 - A youth CANNOT be enrolled in only beef breeding and take a market heifer to the fair.

Requirements for Parents/Guardians/ Advisors and Youth

Make sure that children/club member(s) entering livestock at the county and/or Ohio State Fair:

- ✓ Are members in good standing
 - Have they met your club standards (attendance, forms filled out, enrolled in the proper projects, etc).
- ✓ Have completed QA **at least 45 days prior** to the START of the fair (not the show day)
 - For example, if the opening day of the fair is July 20, but the youth doesn't show until July 23, QA must be completed by the youth at least 45 days prior to July 20.
 - ***If the fair takes place after the Ohio State Fair, and the youth wants to exhibit at the Ohio State Fair, they must complete QA 45 days prior to the start of the Ohio State Fair to be eligible to participate. ***

- ✓ Are enrolled in the appropriate project corresponding to the class/animal they are entering
 - For example, youth must be enrolled in a market beef project to enter a market steer/market heifer class.
 - A youth CANNOT be enrolled in only beef breeding and take a market heifer to the fair.

Requirements for Parents/Guardians/ Advisors and Youth

- ✓ Have the project animal(s) in their possession by the approved dates (refer to county/state fair rules) and is properly tagged/identified
 - For example, beef exhibitors for the Ohio State Fair must send a DNA sample and register EID tag by January 15 to be eligible for entry.
 - County fairs will require tagging/tattoo days for market animals.
 - Sheep and goats must have scrapie tags/identification per USDA.

- ✓ Have registered/entered in the correct classes by the posted deadlines for the event.
- ✓ Understand and comply with fair rules and regulations.



For questions about project requirements, Quality Assurance dates/requirements, fair requirements, and county-related rules, please contact your county 4-H Extension Educator. Contact information can be found at licking.osu.edu.

2025 HARTFORD SENIOR FAIR BOARD

POINTS OF IMPORTANCE

VARIOUS ANIMAL UPDATES AND REMINDERS...

— BEEF CATTLE.

- Beef Feeder Calves must be in the possession of the exhibitor by June 1st and must attend check-in at the Hartford Fairgrounds on Saturday, June 7th. Calves should have RFID tags in place by June 7th, or can purchase a tag at check-in for \$5.00
- Breeding Beef project animals must be in the possession of the member by May 1st, have an RFID tag in place, and upload a side-view and front-view photos (with tag visible) by May 1st.
- Market Beef Bred and Owned animals will be showing in their own respective classes in 2025. Bred and Owned entries will have an overall top five. The Champion Bred and Owned will then compete for the overall Market Champion. During the entry process you must select the Bred and Owned classes when appropriate. All Bred and Owned rules still apply.
- New this year, we are hoping to have a fitting contest for exhibitors. Date, time and rules are yet to be determined.

— DAIRY CATTLE.

- Dairy Judging Contest will begin at 11:00 a.m. on Monday, August 4th.
- Dairy Skillathon will be held 1-3:00 p.m. on Monday, August 4th.

— DAIRY FEEDERS.

- Dairy Feeder calves may be only of 100% Holstein or Brown Swiss breeding.
- Weigh-in on June 7th will run from 8:00 - 11:00 a.m. The weigh-in will also include an independent assessor whose task will be to identify calves that may require DNA testing, to verify Holstein / Brown Swiss breeding. A clinic and show will be offered following the weigh-in.
- The Dairy Feeder Skillathon is going to be offered ahead of the fair on Sunday, July 27th. Be watching for additional details!

— GOATS.

- All goats must have approved Scrapies identification!
- Only goats entered in Junior Fair classes may stay on the grounds.
- All market goats must be in the possession of the exhibitor by May 1st and attend weigh-in / tagging on May 17th. An online registration will be provided in advance of tagging. All goats are required to be pre-registered into the survey by noon on May 15th.

○

— HORSE.

- Horse Skillathon will begin at noon on Sunday, August 4th, so as to allow for exhibitors to complete Skillathon prior to Groom and Clean Contest getting underway.

— **MARKET LAMBS.**

- All market lambs must have USDA approved Scrapies tag identification at the time of tagging on May 17th.
- All market lambs must be in the possession of the exhibitor by May 1st and attend tagging on May 17th to be tagged with a fair tag. An online registration will be provided in advance of tagging. All lambs are required to be pre-registered into the survey by noon on May 15th.
- Market Lamb / Lamb Pool exhibitors must use a market lamb consigned in their own name for showmanship classes, and the same lamb must be shown through all classes.
- Bred & Owned market lambs will be a specific class entry this year. Lambs to be shown as Bred & Owned must be tagged as such during tagging on May 17th and entered as Bred & Owned market lambs during the fair entry process.

— **BREEDING SHEEP.**

- All breeding sheep project animals must have USDA approved Scrapies tags.

— **RABBITS & POULTRY.**

- May registration day moved to third Saturday in May – May 17th.
- Rabbit & Poultry exhibitors must complete DUNF forms ahead of arriving to the fairgrounds or will not be allowed to weigh-in on day of show!
- SPECIAL NOTE: All Poultry project members are encouraged to carry at least one additional project, in case there were to be limitations placed on exhibiting poultry at the fair. This would allow the member an opportunity to continue as a Junior Fair exhibitor, regardless of poultry limitations.

— **MARKET HOGS.**

- All hogs must be tagged with an 840 RFID tag prior to the May 15th Market Hog ID submission deadline. Tags will be available at the Fair Office for purchase. Taggers will be available for use, with a deposit.
- If your hog(s) already has an 840 RFID tag, there is no need to re-tag. The 15-digit number on the 840 RFID tag will be used for the fair. Tag must be legible in the headshot picture of your ID submission. See Hartford Fair website for additional details information.
- Hog Identification photos are required of all junior fair hogs and will be uploaded directly into FairEntry. Photos must be submitted online by 11:59 p.m. May 15th – one of the photos must include official tag with number that is readable. Up to four (4) hogs may be identified. If photos are not entered by May 15th, the hog is ineligible to make entry to the fair and thus is ineligible to show or sell.
- All hogs consigned to sale will be sent to the packer on either Tuesday night or Wednesday. All youth participating in the sale must send one hog on the trailer. Hogs will not be present during the hog sale on Thursday.
- Any youth bringing a second hog for exhibition will be responsible for removing that hog from the fairgrounds on Friday. These hogs are also eligible to be shown in the open market hog show on Friday.
- All pens should be cleaned by exhibitors at the time that their hog is removed from the grounds, with absolutely all pens being cleaned by the end of the day on Friday.

— GENERAL JUNIOR FAIR LIVESTOCK.

- Please be aware that section 901-19 of the Ohio Revised Code provides rules pertaining to junior fair exhibition of livestock. All rules will be enforced, and families are responsible for reviewing and understanding these rules prior to entry and exhibition. These rules are also posted on the Hartford Fair website, Fair Premium Book, and are available on the Ohio Department of Agriculture website. should you have questions, be sure to ask!
- Junior Fair entries will be made ONLINE through FairEntry system
- Junior Fair Exhibitors will enter their SHOWMANSHIP classes as a part of the entry process ahead of June 27th. This will allow classes to be split into appropriate sizes ahead of the fair.
- All market animal exhibitors must complete their Drug Use Notification Form (DUNF) online by 11:59 p.m. on Friday, August 3rd. Market Hogs will be able to complete their forms ahead of arriving to the fair, as tags must be in place by May 15th.

FACILITIES AND BARN SAFETY.

- No floor fans will be permitted in the barn areas. All fans must be hung, for the safety of small children.
- No fans, beyond those that are installed in the barn, will be allowed in the Kohman Wing during the fair.
- Electrical cords must be good repair and in a safe condition. Unsafe cords will be confiscated.

LIVESTOCK SALES.

- Large Animal Sale will begin at 10:00 a.m. on Saturday, August 9th
- Small Animal Sale will begin at 10:30 a.m. on Saturday, August 9th.
- Market Goats will move to the Large Animal Sale, and will be the final species to sell in 2025.
- Sales commission charged is increasing from 2% to 3% in 2025. This commission is used for marketing the sale, managing the sale, and costs associated with preparing and mailing checks following the sale.
- Livestock sales checks will be mailed no earlier than 30 days following the sale. All checks will be mailed, no checks will be held for pick-up! There will be a \$35 charge to re-issue a check with a stale date past the 60 days cashing period.

...AND OTHER ITEMS.

- Entries are due by 11:59 p.m. on Friday, June 27th, with late entries being due by 11:59 p.m. on Friday, July 18th. Exhibitors will be expected to review their entries online to ensure that they are accurate.
- Be sure to stay up to date through the Hartford Fair website and Facebook pages.
- Junior Fair Exhibitors and Advisors...
 - ID Cards will be issued, with exhibitors and advisors being required to provide a photo by no later than June 27th. Exhibitors will submit their photo during the entry process in FairEntry, while Advisors will be asked to submit their photos by email, as a club / chapter. Additional details will be shared later in the year by email as well as through the website!
 - This ID card will serve as gate entry pass, as well as identification at the premium bank.

Updated 03.04.2025



Hartford Fair Poultry Classes

Class JA – Meat Poultry (eligible for sale at action)

Broiler chickens, ducks, and turkeys intended for the table are included in this class. All broiler chickens, ducks and turkeys must originate from the Hartford Fair meat chicken/duck/turkey pool to be eligible for showing and selling.

Class JB - Poultry Breeding/Egg Layers (not for sale at auction)

Chickens and ducks kept for egg production or for breeding stock are included. Male and female birds are eligible for showing. Birds in this class are generally purchased from a hatchery or farm store and are not necessarily purebred.

Class JC – Fancy Poultry (not for sale at auction)

Purebred Bantam and Large Fowl chickens, purebred Bantam and large ducks, and turkeys bred to the APA or ABA Standard for show are included in this class. People breeding and raising this type of poultry are considered *fanciers*, and they participate in a tradition of breeding, raising and showing purebred poultry, referred to as the *poultry fancy*.

You must enter your project in the correct class in order to get the recognition you deserve for your hard work. Also you must have your birds banded or registered at the appropriate banding session at the Hartford Fairground poultry barn to be eligible for showing at the fair as follows:

- Fancy, breeding/egg layers, and turkeys, first Saturday in May from 10:00 – 2:00.
- All other meat poultry, second Saturday in July from 10:00 – 2:00.
- If you can't attend the appropriate banding, make arrangements with someone to bring your project birds for the appropriate banding session for your project. Contact the Sr. Fair Board prior to the deadline if arrangements can't be made to bring the birds to the fairgrounds.

Helpful things to know:

- If you bought your birds from a feed mill or hatchery, they should be entered as breeding/egg laying or meat poultry.
- If you bought your birds from a *breeder* who produces and shows birds bred to the Standard, then you enter in the *fancy* class.
- All sale birds must meet weight and quality standards – no malnourished or injured birds will be sold.
- Exhibitors are responsible for all feeding, watering, and pen cleaning while at the fair. Be sure to make arrangements with your fellow exhibitors to cover any times you may not be available to monitor your birds.
- The Hartford Fair Premium Book from last year's fair is the best source for information about the fair until the new book is released.
- You should always know the breed and purpose of the stock you are raising, and participate in the corresponding 4-H project through your club. If you have questions about the breed or class you need to enter, ask your advisor, or call John deSaavedra (740) 927-0548.



CARE FOR YOUR BIRDS AT THE FAIR

Your birds are representing you, your hobby, and 4-H while they are at the fair. It is important to take extra care of them while they are on display. To be sure that they are presentable at all times, consider keeping the following list of things available. Keep these supplies in the common area near the bulletin board in the front of the barn behind the information desk. Mark your supplies with your name so you can find them later. Items piled in or at the ends of aisles will be moved.

SUPPLIES:

- Pine shaving for litter. No straw or cedar.
- Container to carry soiled litter.
- Gloves of any kind.
- Watering can or jug.
- Extra feed appropriate for your birds.
- Grooming supplies in case your birds need attention.
- Two one-gallon or half-gallon plastic jugs if none are available at the barn on the day of coop-in.

Once the coops have been selected, put a 2-inch layer of white pine shavings in the bottom of the coop. Then tie a cutout jug in opposite front corners of the coop for feed and water. Do not use chick feeders or waterers, or any other kind of cup or crock, as they will be knocked over or soiled immediately.

Be prepared to see that your birds are provided with clean water at all times, and that they have the appropriate feed. Also be prepared to check the litter 2-3 times a day. Using gloves or small scoop, remove manure and wet spots. All litter and manure must be taken to the manure pit behind the hog barn. This will help keep everyone, including your parents, advisors, the public, and especially your birds happy all week.

Remember, it is your responsibility to keep the very best care of your project birds while on display. If there is a time when you cannot check your project, make arrangements for someone else to do so. It is also important that you are willing to be there when someone else needs help.

Project Care Checklist:

- My emergency phone number is _____
- Another person you can call in an emergency is _____
- I will return on _____
- Empty and refill water every day
- Provide exact instructions for using water founts.
- Check water 2 times a day. Do not let the water run out.
- Check temperature at least 2 times a day. The temperature should stay between _____ and _____ degrees.
- Rig an extra fan before you leave, so it can be turned off if needed.
- Check heat lamps. Always use two lamps when chicks are small. Keep an extra bulb available. DO NOT USE CLIP LAMPS.
- Secure heat lamps or night lights with a chain, wire, or cable. There is no excuse for burning down your house or barn.
- Provide enough feed for your time away. Label the feed clearly.
- Provide clear instructions for filling the feeders or cups. Example: fill each feeder no more than 1/3 full.
- Feed adult birds at regular time each day when possible.
- Do not let broiler chickens run out of feed or water, EVER.
- Make arrangements for banding and testing with someone you can count on if you will be away.
- Separate any sick or picked-on birds from the flock right away. Be sure to provide a place to separate birds if needed.
- Provide instructions for when the power goes off.
- Review your checklist with all potential helpers.
- Have your helpers walk through the list by helping with the chores before you leave.
- Post an extra copy of your checklist in the barn for everyone to see.




TO: 4-H / FFA Members Intending to Exhibit Meat Turkeys during 2025 Hartford Junior Fair

FROM: Lisa D. McCutcheon
Extension Educator, 4-H Youth Development

DATE: January 2025

RE: Hartford Junior Fair Turkey Pool Orders...



ATTENTION 4-H & FFA MEMBERS!

As stated in the Hartford Independent Fair Class JA-Meat Poultry rules:

All meat turkey projects will come from the Hartford Fair meat turkey pool.

No non-pool birds or pool birds from other sources may be substituted for any reason.

Turkey orders must be received by the Licking County Extension Office **by 4:00 p.m. on Friday, March 7, 2025**, along with an order fee of **\$30.00** for each set of five chicks ordered. Please understand that no late orders will be processed, nor will any orders be processed prior to payment being received. We currently anticipate that the turkeys will be available to be picked up at either the Hartford Fairgrounds OR Licking County Extension office on **Wednesday, April 9, 2025**, with a tentative pick-up time on that Wednesday of 1:00 pm to 4:00 pm.

Should you need additional information or explanation, please do not hesitate to contact me at the Licking County Extension office. NOTE: Please be advised that only siblings may share an order of chicks, otherwise each exhibitor must place an individual order. Details regarding delivery date / time / location will be emailed to you approximately one week before the chicks are delivered.

2025 Hartford Fair Meat Turkey Pool Order Form

Must be received in the Licking County Extension Office by 4:00 p.m. on Friday, March 7, 2025.

4-H / FFA Member Name: _____

Mailing Address: _____

Phone # _____ Email Address: _____

4-H Club or FFA Chapter: _____ and is in _____ County.
(Please list club / chapter through which you will show these meat turkeys)

I would like to order _____ set(s) of five turkey chicks at a cost of **\$30.00** for each set of five.
Amount enclosed: \$ _____ (Please make checks payable to: *OSU Extension*)

**** In order to place an order, the member must be enrolling in a Meat Turkey 4-H or FFA Project. ****
Please complete this form and mail it along with your payment by **Friday, March 7, 2025 to:**

OSU Extension - Licking County,
Attn: Turkey Pool Order
771 E. Main Street, Suite 103
Newark, OH 43055

TO: Potential 2025 Hartford Junior Fair Meat CHICKEN Exhibitors

FROM: Lisa D. McCutcheon - Extension Educator, 4-H Youth Development

DATE: March 1, 2025

RE: Hartford Fair Chicken Pool Requirements



*As stated in the Hartford Independent Fair Class JA-Meat Poultry rules:
All meat chicken projects will come from the Hartford Fair meat chicken pool.
No non-pool birds or pool birds from other sources may be substituted for any reason.*

Orders and fees must be received at the Licking County Extension Office by Friday, April 18, 2025. Members from the same family may share one set of 25 chicks if preferred, but otherwise each member must purchase a set of their own. Each set of chicks will cost \$45.00, which includes the cost of the chicks and the expense for shipping and handling in order to get them to the **Hartford Independent Fairgrounds** where the **tentative date for pick-up is Thursday, June 12, 2025**, between the hours of 5:30 pm and 7:30 pm. Reminders with the exact pick-up date will be emailed to all members who order chickens.

Checks should be made payable to OSU Extension and submitted to the Extension Office along with the orders.
Should you have additional questions please feel free to contact me at your convenience.

Hartford Fair Meat Chicken Pool Order Form

Must be received in the Licking County Extension Office by 4:00 p.m. on Friday, April 18, 2025.

4-H / FFA Member Name(s): _____

Mailing Address: _____ City/Town: _____

Email Address: _____ Phone # _____

4-H Club / FFA Chapter: _____ and is in _____ County.
(Please list club / chapter through which you will show these meat chickens)

I would like to order _____ set(s) of 25 chicks at a cost of **\$45.00** for each set of 25

Amount enclosed: \$ _____ (Please make checks payable to: OSU Extension)

To place an order, the member must be enrolled in #150CM-Chicken, Market as a 4-H or FFA Project

Please complete this form and mail it along with your payment to:

*OSU Extension - Licking County
Attn: Chicken Pool Order
771 E. Main Street, Suite 103
Newark, OH 43055*



The Ohio State University


Ohio State University Extension
Licking County
771 E. Main Street, Suite 103
Newark, OH 43055
Phone 740.670-5315
Fax 740-670-5317

TO: Potential 2025 Hartford Junior Fair Meat DUCK Exhibitors

FROM: Lisa D. McCutcheon - Extension Educator, 4-H Youth Development

DATE: March 1, 2025

RE: Hartford Fair DUCK Pool Requirements



Hartford Independent Fair Class JA - Meat Poultry (Duck):
All meat duck projects will come from the Hartford Fair meat duck pool (Pekin Ducks).
No non-pool birds or pool birds from other sources may be substituted for any reason.

Orders and fees must be received at the Licking County Extension Office by Friday, April 18, 2025. Members from the same family may share one set of 5 ducklings if preferred, but otherwise each member must purchase a set of their own. Each set of ducklings will cost **\$20.00**, which includes the cost of the ducklings and the expense for shipping and handling in order to get them to the **Hartford Independent Fairgrounds** where the **tentative date for pick-up is Thursday, June 5, 2025**, between the hours of 5:30 and 7:30 p.m. Reminders with the exact pick-up date will be emailed to all members who order ducks.

Checks should be made payable to OSU Extension and submitted to the Extension Office along with the orders.
Should you have additional questions please feel free to contact me at your convenience.

Hartford Fair Meat DUCK Pool Order Form
Must be received in the Licking County Extension Office by 4:00 p.m. on Friday, April 18, 2025.

4-H / FFA Member Name(s): _____
Mailing Address: _____ City/Town: _____
Email Address: _____ Phone # _____

4-H Club / FFA Chapter: _____ and is in _____ County.
(Please list club / chapter through which you will show these meat ducks)

I would like to order _____ set(s) of 5 ducklings at a cost of **\$20.00** for each set
Amount enclosed: \$ _____ (Please make checks payable to: OSU Extension)

To place an order, the member must be enrolled in #150DM – Ducks, Market as a 4-H or FFA Project.

Please complete this form and mail it along with your payment to:

OSU Extension - Licking County
Attn: Duck Pool Order
771 E. Main Street, Suite 103
Newark, OH 43055

CALLING ALL
LICKING COUNTY 4-H
POULTRY PROJECT
MEMBERS!



- Are you a 4-H member in Licking County?
- Do you like all kinds of poultry, including chickens, ducks, geese, and turkeys ?
- Do you like learning about poultry and willing to spend time to learn more ?

If you answered **YES** to these questions **YOU** may have what it takes to join the **Licking County Avian Bowl and Poultry Judging Teams!**

Avian Bowl is a quiz-show based, team competition that tests your knowledge about poultry and poultry science.

Poultry Judging is a hands-on, practical competition that tests your knowledge of poultry carcasses, eggs, meat cuts, and more.

The Licking County teams will compete against other county teams from throughout Ohio during The Ohio State Fair. There can be junior and senior teams in both competitions, so all 4-H ages can participate! Teams will need to be established by mid-May to allow time for studying, practice, etc. A minimum of three members are needed to make up a team, with four members preferred. Potential members should be prepared to make a commitment to study and participate in practice sessions. Cost to participate should be less than \$35, which includes the Avian Bowl Manual.

Want to Learn More?

Contact the team coaches, Verdie, Donna, and Seth Abel at VJAbel@aol.com.

Rabbit and Poultry Committee members can also answer questions about the competitions.

LICKING COUNTY
licking.osu.edu



THE OHIO STATE UNIVERSITY

COLLEGE OF FOOD, AGRICULTURAL,
AND ENVIRONMENTAL SCIENCES



CFAES provides research and related educational programs to clientele on a nondiscriminatory basis. For more information, visit cfaesdiversity.osu.edu. For an accessible format of this publication, visit cfaes.osu.edu/accessibility.

Help Wanted

The Licking County 4-H Rabbit and Poultry Committee Needs Your Help!

Who are we?

We are a group of dedicated volunteers who advise and assist the Senior Fair Board with matters pertaining to the rabbit and poultry shows at the Hartford Fair, as well as supporting related activities. We need more volunteers to help share this important work.

Rabbit and Poultry Committee responsibilities:

- ~ Conduct banding, tattooing, and pullorum testing.
- ~ Organize and conduct the rabbit and poultry royalty contests.
- ~ Assist with the weigh-ins and shows as needed.
- ~ Organize Rabbit and Poultry Fun Show and educational clinics.
- ~ Organize a fundraising raffle at the Fun Show and clinic.
- ~ Conduct Skillathon and project interviews during the fair.
- ~ Participate in work days at the barn.
- ~ Assist with coop-in and caging at the fair.
- ~ Review and recommend fair book revisions to the Fair Board as needed.
- ~ Provide buyer hospitality at the small animal auction.


We meet on the last Tuesday of each month, January through September, 7:00pm at the Extension Office. If you wish to serve with us, please contact John deSaavedra, or any committee member, and you can be placed on our email reminder list. Text or call 740-739-0391 or email jdesaave@columbus.rr.com.



Youth Rabbit and Poultry Clinic & Fun Show

Saturday, June 14, 2025

Hartford Independent Fairgrounds
B. Carr Pavilion



Entry Fee:
\$1.00 each animal
(no limit)

Barn Opens: 8:00 a.m.
Show Registration: 8:30-9:30 a.m.
Showmanship Clinic: 9:00 a.m.
Show: 10:30 a.m.

Show Rules

- Youth at least 8 years old and in the third grade through 18 years old (as of 1/1/2025) may participate, regardless of 4-H membership.
- Purebred and mixed-breed rabbits and poultry may be entered.
 - Each breed of rabbit will be shown in four divisions: Sr Buck, Jr Buck, Sr Doe and Jr Doe
 - A breed will require at least five rabbits to be separated as a breed.*
 - Poultry Classes: Commercial and Fancy (NO MEAT).
- Entries are not limited.
- Entries are made the day of the show.
- Rabbits and Poultry must be in carrying cages with leak proof bottoms.
- A "free" raffle ticket will be given for every five entries entered under the same exhibitor.
- The Rabbit & Poultry Committee and the Hartford Independent Fair Board will not be responsible in the case of fire, theft, or accident; however, precautions will be taken to avoid any mishap.
- Youth must bring their own entry to the table.

Buckeye Bunny Supply will be onsite.

You can place orders in advance at <https://www.buckeyebunnysupply.com/>

Awards!

Rabbit:

Best of Show - Trophy
Best of Breed (must be 5 in a class) - Plaques or Rosettes
1st - 3rd Place in each class - Ribbons

Poultry:

Best of Show - Trophy
Best Fancy & Best of Commercial (must be 5 in a class) - Plaques or Rosettes
1st - 3rd Place in each class - Ribbons

Raffle Proceeds

will benefit
Rabbit and Poultry
youth events held at the
Hartford Independent
Fair.

For more information, please contact:

Sonia or Alisha Tilley: (740) 745-3380 (General / Rabbit information)

John DeSaavedra: (740) 927-0548 (Poultry information)


Poultry Resources for Ohio 4-H

Need some reliable, researched-based sources for information about your poultry project? We recommend you start here, with the links below.

- Ohio State University Extension, <http://4hansci.osu.edu/poultry>
Contains important dates and links specifically to Ohio 4-H.
- eXtension, www.extension.org
A national database of articles and responses to questions from Extension's experts. Go to the homepage and do a search or submit your own questions to Ask an Expert.
- University of Kentucky Poultry 101, <http://afspoultry.ca.uky.edu/extension-poultry101>
A good general overview of poultry from our land grant partners at University of Kentucky.
- American Poultry Association (APA), www.amerpoultryassn.com
Information about shows, health, and competition from the publishers of the American Standard of Perfection.
- American Bantam Association (ABA), www.bantamclub.com
A wealth of resources and images from the publishers of the Bantam Standard.
- Poultry Show Central, www.poultryshowcentral.com
Up-to-date resource for information about poultry shows, breeders, and more.
- United State Environmental Protection Agency, <http://www.epa.gov/agriculture/ag101/printpoultry.html>
Overall perspectives on the broiler and layer industries.

These print resources offer thorough and practical information too:


- ***Storey's Guide to Raising Poultry, 4th Edition: Chickens, Turkeys, Ducks, Geese, Guineaes, Gamebirds*** by Glenn Drowns (2012)
- ***How to Raise Poultry: Everything You Need to Know***, Updated and Revised (FFA) by Christine Heinrichs (2014)



Available at Licking County
Extension Office
\$18.00

Several black clover symbols are scattered around the title. One is at the top left, another below it, a third to the right of the top-left one, and a fourth to the right of the title. A large clover is centered below the title.

National 4-H Avian Bowl Manual




CLEMSON
COOPERATIVE EXTENSION

TABLE OF CONTENTS

<i>Introduction to Avian Bowl.....</i>	<i>1</i>
<i>Poultry Judging</i>	<i>9</i>
<i>Understanding the Food Poisoners.....</i>	<i>17</i>
<i>Raising Waterfowl.....</i>	<i>21</i>
<i>Avian Systems</i>	<i>35</i>
<i>Small Turkey Flock Management.....</i>	<i>45</i>
<i>Growing Blue Ribbon Pullets</i>	<i>55</i>
<i>Breeds, Varieties, and Strains</i>	<i>67</i>
<i>Raising Game Birds</i>	<i>81</i>
<i>Eggcyclopedia.....</i>	<i>101</i>
<i>Raising Your Home Chicken Flock</i>	<i>151c</i>
<i>General Care of Pet Birds</i>	<i>163</i>
<i>Fact Sheets</i>	<i>167</i>
<i>Embryology.....</i>	<i>183</i>

Compiled and edited by Michelle A. Hall, Professor Emerita,
Animal & Veterinary Science Department, Clemson University



Highly Pathogenic Avian Influenza

Fact Sheet



Ohio Department
of Agriculture



Highly Pathogenic Avian Influenza (HPAI) has been detected in a backyard flock in Franklin County, Ohio. HPAI is a contagious, infectious disease of all avian (bird, poultry) species. It can be transmitted from wild birds to domestic birds like chickens and turkeys and amongst commercial/backyard birds. It can also be transmitted via human fomites (inanimate objects) like boots, clothing, tires, and vehicles.

What you can do to prevent HPAI from entering your flock:

- Bring all of your birds inside an enclosed structure and away from wild birds and waterfowl
- Practice good biosecurity including:
 - Have a designated set of footwear and clothing to wear around your birds
 - Wash your hands frequently while around poultry
 - Keep visitors to a minimum
- Watch your birds for signs of illness
- Isolate new arrivals to your flock

Clinical Signs of HPAI:

- Lethargy
- Decreased appetite
- Decreased water consumption
- Respiratory signs including nasal discharge
- Purple discoloration of wattles and combs
- Swelling of head and eyelids
- Drop in egg production
- Sudden death

What should you do if you have sick birds?

- Do NOT bring sick birds to ADDL. Please call ODA first.
- Call ODA at 614-728-6220 or after hours at 888-456-3405 OR USDA at 614-856-4735
- USDA/ODA will send out a field veterinarian or inspector to your premise to ask questions about your flock and to collect samples of your birds.

Poultry Owners



The United States aims to remain free from Highly Pathogenic Avian Influenza (bird flu). This means that the preferred course of action in the event of an outbreak is to immediately eradicate the disease.

Poultry Owners need to be on alert and protect their birds through proper biosecurity. Owners and their flocks must avoid any direct or indirect contact with wild birds or other poultry. If there is high mortality, owners should submit birds to be tested.



I think my birds have the flu. What do I do?

If your birds are dying at an alarming rate, you should immediately contact any of the following:

Ohio Department of Agriculture



Animal Disease Diagnostic
Laboratory: (614) 728-6220
After Hours: (888) 456-3405.

US Department of Agriculture



Toll-free number
(866)-536-7593

Ohio Poultry Association



info@ohiopoultry.org
Phone: (614) 882-6111

**If your birds are suspected of
having influenza, they will be
tested by ADDL**

This project was supported by Agriculture and Food Research Initiative Competitive Grant no. (2015-68004-23131) from the USDA National Institute of Food and Agriculture.



United States
Department of
Agriculture

National Institute
of Food and
Agriculture

Any opinions, findings, conclusions, or recommendations expressed in this publication are those of the author(s) and do not necessarily reflect the view of the U.S. Department of Agriculture.



Bird Flu

What is it?

How to avoid it?

Bird flu, or avian influenza, is a disease caused by influenza type A virus that can infect poultry. Most strains are low pathogenic. Highly pathogenic strains (HPAI) are highly contagious in birds and often cause death in poultry.

Q: Is this a new bird disease?

A: There are many different subtypes and strains of flu viruses that circulate, and can evolve into new strains. Those designated as HPAI can be devastating to poultry.

Q: Is it the same as the human influenza?

A: This particular version of the virus does not infect humans. It is strictly a bird disease, not a threat to human health as stated by CDC. Eggs, chicken and turkey are safe to eat.





HPAI: Improve Biosecurity with Wildlife Deterrents

Certain diseases, including Avian Influenza, have little to no illness in wild waterfowl yet can have a huge impact in your domestic flock.

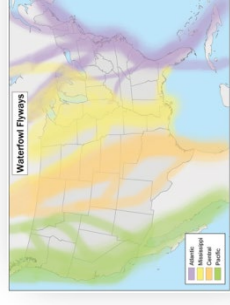
Strengthen your farm biosecurity by implementing wildlife management practices to limit exposure to your flock.

- **: Remove standing water.** Even shallow water can attract wildlife. Make sure to keep your birds away from this area. Do not walk or move equipment near areas visited by wild waterfowl.
- **Do not use pond water as drinking water.** Only provide clean filtered water to your birds.
- **Reduce wildlife feed sources.** Do not feed wildlife and have poultry feed in secured area.
- Add wildlife deterrents. Use decoys such as swans or predators and move frequently to improve effectiveness. Add fencing around ponds.



Q: How will I know if my birds get infected with this virus?


One of the earliest signs of the disease is increased death with up to 100% mortality in many cases. Birds will also show signs of sickness, twisted necks, blue and swollen faces and feet. The most consistent necropsy lesion was hemorrhages on the proventriculus (See pictures below).



Wild migratory waterfowl are thought to be the source of the disease. The state of Ohio is part of the Mississippi Flyway.

Q: Can this disease affect my backyard/show flock or 4-H project?

Yes, Avian influenza can infect all domestic poultry including chickens, turkeys, and ducks. It is important to have good biosecurity practices in place and keep your birds away from wild waterfowl.



Q: How can I protect my birds from this terrible disease?

BIOSECURITY

- Biosecurity includes all of the sanitary practices implemented to prevent the spread of diseases. These include:
 - Prevent any contact with wild birds
 - Prevent any contact with other animals, wild or domestic
 - Keep your birds sheltered in animal proof/ bird proof houses
 - Avoid visitors to your flock
 - Use disposable gloves and shoe covers before you come in contact with your birds or their environment
 - Wash your hands before and after contact with your birds or their environment
 - Use dedicated cloths to work with your birds, or use disposable coveralls
 - Avoid using surface water (ponds or lakes) as a source of drinking water for your birds
 - Acquire your feed from reliable sources and store it in a clean, dry, and cool place away from wild birds or wild animal's access, particularly rodents




- Visit '[Defend The Flock](https://www.aphis.usda.gov)' at [aphis.usda.gov](https://www.aphis.usda.gov) for excellent resources for bird biosecurity.

Ohio Livestock Care Standards



Poultry

Layers, Broilers, Turkeys



Ohio

Department of
Agriculture

Ohio

Livestock Care Standards

In November 2009, Ohio voters passed State Issue 2 approving the creation of the Ohio Livestock Care Standards Board. This vote demonstrated Ohioans' support for keeping the state's number one industry – food and agriculture – vibrant and strong. The board was charged with creating state standards for the care and well-being of livestock in Ohio.

The enabling language required the board to take the following into consideration when developing the standards: Best management practices for the care and well-being of livestock; Biosecurity; Disease prevention; Animal Morbidity and mortality data; Food safety practices, Protection of local, affordable food supplies for consumers; Generally accepted veterinary medical practices, livestock practice standards and ethical standards established by the American Veterinary Medical Association, and; Any other factors that the board considers necessary for the proper care and well-being of livestock in this state.

The comprehensive livestock care standards developed by the Board are meant to be practical for livestock producers of all sizes, scales and production methods and will not only assure better livestock care, but will also support the state's overarching goals of promoting safe and affordable food, and helping to prevent the outbreak of both animal and human diseases.

Unless otherwise noted in this guide, the responsibility for ensuring these livestock care standards are being kept falls on the person who owns or has responsibility for or custody of the animal.

Poultry

Layers, Broilers, Turkeys

Ohio's livestock care standards regulate poultry raised for human food products or fiber. As used in these rules, poultry means turkeys or chickens, both male and female, including **layers**, **broilers** and **turkeys**.

Layers are female chickens that have reached sexual maturity as demonstrated by egg production. **Broilers** are chickens raised for meat, and **turkeys** are also raised for meat.

Breeders are chickens or turkeys raised to perpetuate progeny and **pullets** are young female chickens prior to sexual maturity. A **poultry flock** is a grouping of more than one chicken or turkey, which may be raised for egg production, meat and/or as breeders.

General Welfare Considerations

Feed and Water

In general, poultry must receive a sufficient quantity and quality of feed and water on a regular basis. However, water may be withheld from poultry based on the specific direction, written or verbal, of a licensed veterinarian and only for the period of time specified by the veterinarian.

Water may be restricted or temporarily withheld by the person who owns or has responsibility for or custody of the birds in certain circumstances such as preparation for administration of vaccines or medication through the water, preparation for transportation, or if the farm's operating procedures specify this management practice.

Housing

As defined in the rules, housing means the physical area or location which is occupied by the poultry. Poultry housing and handling facilities must be designed to **minimize bruising and injury**. In general housing must provide a clean and safe environment that promotes the health, welfare and performance of birds in all stages of their lives. It is important that housing, handling facilities and equipment continue to be monitored and maintained for this same reason.

The rules require that free-range or pastured broilers and turkeys (birds housed outside) have reasonable protection from adverse weather conditions and from predators. Any enclosures, including fencing, must be designed and maintained to minimize bruising and injury.

Indoor housing must seek to minimize exposure to adverse weather, must seek to minimize conditions in which the birds cannot effectively thermo-regulate, and must provide sufficient ventilation necessary to reduce concentrations of carbon monoxide, ammonia and dust. In houses or barns that require mechanized ventilation, ventilation systems must be in working condition and must provide backup systems.

If bedding is provided, it must be of good quality and absorbent. Whether birds are housed indoors or outdoors, environmental moisture must be managed in order to promote the health and welfare of the flock. Stocking densities must allow all birds to rest at the same



The outdoor housing rules were developed based on three principles:

1. Minimize prolonged exposure to adverse weather conditions
2. Manage environmental moisture
3. Ensure access to feed and water

General Welfare

Cage Housing System Provisions for Layers

The rules prohibit the installation of conventional battery cages at any farm that is not an “**existing farm**” as of September 29, 2011. An existing farm means:

1. all land that houses pullets, layers or breeders utilizing any housing system as of September 29, 2011; and
2. any land contiguous to the “existing farm” that it is acquired by the owner or operator of the “existing farm” before or after September 29, 2011; and
3. the sale, transfer and/or partition of an “existing farm” after September 29, 2011 does not void its status as an “existing farm.”

For those farms defined as “existing farms,” the following provisions regarding **conventional battery cage systems** apply:

1. the slope of the cage floor must not exceed eight degrees
2. in cage systems installed prior to September 29, 2011, house/barn averaging must provide a minimum average of 67 square inches per layer by September 29, 2016,
3. systems installed after September 29, 2011 must provide 67 square inches per layer, and must be designed so that manure from birds in upper cage levels does not drop directly on birds in lower cage levels,
4. any existing farm is not precluded from expansion using current cage housing systems,
5. any housing system on an existing farm may be replaced with the same housing system in the case of a catastrophic event (such as fire, flood, wind, or building collapse) that requires new construction to replace the existing housing system.

Farms not defined as “existing farms,” and wishing to utilize a cage system, may only utilize an enriched cage system. **Enriched cage systems** must meet at least the following requirements:

1. the slope of the cage floor must not exceed eight degrees,
2. a minimum of 67 square inches per layer must be provided,
3. manure from birds in upper cage levels does not drop directly on birds in lower cage levels, and
4. features must be provided in addition to feed and water, such as areas for nesting, scratching, perching, and/or dust bathing.

All farms, whether or not they are defined as “existing farms,” may utilize a **cage-free housing system**. A cage-free Housing System is defined as any housing system where the layers are not exclusively housed in a cage. This includes, but is not limited to, free-range pasture, aviaries, fixed houses, portable houses, pasture pens, and other integrated systems. Cage-free housing systems must meet the following requirements:

1. Systems installed after September 29, 2011 must provide a minimum of 144 square inches per layer.
2. If perches are provided, they must be positioned to minimize fecal fouling of layers, feeders and drinkers below, and if multi-tiered perches are used, each tier must allow hens to safely access other vertical tiers, including the floor.
3. If nests are provided, they must be cleaned as necessary to ensure that manure does not accumulate.
4. Any farm that is utilizing a cage-free system prior to September 29, 2011 will have until September 29, 2016 to complete any changes necessary to come into compliance with these requirements.

time without being forced to rest on each other at all stages of production, and all birds must have access to feed and water without excessive competition. Environmental management in the flock's housing system must be designed to control rodents, non-beneficial insects, and parasite infestation in the birds.

Broiler and turkey breeder housing must be designed so that the introduction of new birds is done in a manner which seeks to minimize aggression and the risk of injury. If nest space is provided, the space must be cleaned as necessary to ensure that manure does not accumulate. If slats are used in broiler breeder housing, the slats must be designed and maintained so as to minimize bruising and injury and, if birds get under the slats they must be removed immediately.

Adequate lighting must be available for inspection purposes. The light can be provided by electric lighting, or may be as minimal as a flashlight, natural sunlight or a portable light source for indoor or outdoor inspection. If natural light is not available, artificial light must be provided for rearing and production.



Proper indoor housing ventilation is necessary to reduce concentrations of carbon monoxide, ammonia and dust.

Equipment

Poultry handling equipment must also be designed and maintained in order to minimize bruising and injury. Electric prods cannot be used on poultry. Distress can occur when birds are injured, sick or in pain, therefore rules require equipment to be used 'humanely'. **Humane care** is defined as handling of poultry that seeks to minimize distress.

Handling

Ohio's livestock care standards require **anyone** who owns or has responsibility for or custody of poultry to catch, lift and move the birds humanely. Birds can be caught or carried by one or both legs, but are not to be caught, carried or lifted by the head, neck or tail. All practices and procedures pertaining to health or medical treatment of the birds must be done humanely.

General Management Practices

If performed in a humane manner, the following livestock management procedures are permitted in order to minimize injury to the birds: beak conditioning; general toenail conditioning in layers and turkeys; male back toe conditioning in broilers; dewclaw and snood conditioning in turkeys; caponizing in broilers; dubbing; and, induced molting.

Conditioning

When raising layers or **broilers**, conditioning is defined as the trimming of the beak or the partial or complete removal of the comb, toe nail and dewclaw for the purpose of preventing injury during the growth or maturity of the birds.

When raising **turkeys**, conditioning is defined as the trimming of the beak or the partial or complete removal of the snood, toenail, and dewclaw for the purpose of preventing injury during the growth or maturity of the birds.

Induced Molting

When inducing molting, only non-feed withdrawal methods may be used. Layers must be fed a maintenance ration for non-producing layers, broiler and turkey breeders must be fed a maintenance ration for non-producing breeders. The light period must be reduced to no fewer than six hours in closed houses, or to natural day length in open houses, for the duration of the rest period. When the flock is placed back on a layer diet, light intensity and duration should be returned to the normal layer program. During the molting process, flock health, mortality and bird weight must be monitored.

Health

Health

In addition to appropriate labeled medication, prescription and extra-label medications are often necessary to ensure livestock health. The medication label instructions must also be followed:

- how and where to administer the medication
- the proper dosage of the medication
- how to store the medication
- how long the medication must be withdrawn prior to the use of the animal's meat for human consumption.

The livestock care rules require all prescription and extra-label use medication to be obtained and administered to livestock with the advice and consent of a licensed veterinarian.



Extra-label drug use is the use of an approved drug in a manner that is not in accordance with its approved label. Extra-label drug use is only permitted under the supervision of a licensed veterinarian and in the context of a valid veterinary-client-patient relationship.

As with equipment usage, all practices and procedures pertaining to the health and medical treatment of livestock must be performed so as to minimize distress. For this reason, poultry must also be monitored regularly for evidence of disease, injury and parasites. When evidence of any of these ailments is found, corrective measures **must** be taken. If required by the condition of the bird, a means of separating the sick birds from the healthy birds must be available.

If, after receiving treatment and additional feed and care, an animal still looks to be emaciated, then it must be sent to market, transported to a slaughter facility, legally slaughtered on the farm, or euthanized.

Proper and complete documentation of treatments, medication and medication withdrawal times is necessary when bringing any disabled animal to market. It is the responsibility of the person who owns or has responsibility for or custody of the animal (except for third-party transporters) to keep these records.

Transportation

When transporting poultry, the person who owns or has responsibility for or custody of the birds is responsible for determining the load density. Load density in poultry conveyances must allow the birds to rest at the same time without being forced to rest on top of each other.

Handling of animals during the loading, transport and unloading process must be done humanely and poultry must be reasonably protected from adverse weather conditions during transit.

The transport driver is solely responsible for the welfare of the birds and must have an emergency action plan.

Transportation

Euthanasia

Except in slaughter facilities already governed by federal or state law, the only acceptable methods of euthanasia for poultry are the use of an inhaled carbon dioxide agent, cervical dislocation, a gunshot, blunt force, decapitation, a non-penetrating captive bolt, maceration, the use of injectable barbiturates, and electrocution. The methods are to be considered as sole methods for euthanasia; however, the rules do not preclude a licensed veterinarian from performing acceptable standards of veterinary practices.

If, in the course of employing one of these methods, humane death does not occur, the same method or another acceptable method must be performed immediately.

Death is confirmed by the absence of a heartbeat or breathing for five minutes, and the animal's lack of a blink reflex when the eye is touched. *Exsanguination* (to bleed an animal to death) can only be used to ensure the death of an unconscious animal or following stunning.



These methods must be followed when euthanizing an animal, regardless of whether the animal will be slaughtered on the farm, or its carcass burned, buried, composted or rendered. Ohio's livestock care standards do not alter the current regulations regarding the disposal of animals after they are confirmed dead.

Physical Methods

The physical methods permitted for euthanizing poultry produce a humane death through the rapid loss of consciousness, followed by cardiac and respiratory arrest, ultimately leading to the complete loss of brain function.

Non-penetrating captive bolt

Non-penetrating captive bolt guns are powered by gunpowder or compressed air and do not have a projectile. In order to ensure humane death, the gun must be held firmly against the head to deliver a percussive blow which produces unconsciousness.

Gunshot

The rules require that the shooting take place in an area where legal firearm use is permitted and that the shooter be proficient in the use of firearms. The safety of the shooter, the public, and any nearby animal(s) must be taken into consideration when employing this method and the animal must be reasonably controlled whenever feasible.

Gunshot methods must utilize bullets of suitable caliber¹ depending on the size of the bird, and that expand on impact. The gun must be held as close as reasonably possible, but not less than 2 inches, from the head and the projectile must enter the brain at such an angle as to cause instant loss of consciousness and humane death. This method is permitted for use on free-range poultry only.

Blunt force

In order to ensure humane death, a single decisive blow that produces immediate depression of the central nervous system and destruction of brain tissue resulting in rapid unconsciousness must be used. Blunt force can only be used as a method of euthanasia for turkeys weighing at least 15 pounds.

Cervical Dislocation/Decapitation

Cervical dislocation is the manual stretching or instrument assisted separation of the cervical vertebrae from the skull. Decapitation is the rapid separation of the head from the neck.

Chemical Methods

Carbon-Dioxide

The only inhalant agent permitted to be used as a method of euthanasia is compressed carbon dioxide (CO₂) gas in cylinders. Furthermore, carbon dioxide is the only chemical allowed to be used for the euthanasia of animals intended for human or animal consumption. When using this method, gas concentration must be maintained for at least one minute after death.

Barbituates

Ohio's livestock care standards require that all injectable agents used for euthanizing animals, including all barbiturate derivatives, must be used by or under the direct supervision of a licensed veterinarian. It should be noted that barbiturates must not be used to euthanize an animal that will be used for human consumption.



Maceration (the use of a mechanical apparatus that has rotating blades or projections that cause immediate fragmentation and death) may be used for one day old chicks and poults, and for pipped and embryonated eggs. If using this method, delivery to the macerator must occur in such a way and at such a rate that prevents any backlog at the point of entry into the macerator. Delivery must also avoid causing injury, suffocation, or avoidable distress.

¹ Ammunition for most animals must be a minimum caliber .22 hollow point long rifle.

Enforcement

Ohio's livestock care standards will be enforced by the Ohio Department of Agriculture's (ODA) Divisions of Animal Health and Enforcement. Farms that are not currently subject to regular inspection will not be subject to any new regular inspections as a result of these rules. ODA staff will only inspect a farm if a credible complaint regarding violations of these rules is reported. Anonymous complaints will not be considered credible.

ODA staff will investigate credible complaints to determine if a violation has occurred. Violations affecting more than one animal **may** be considered as one offense. If a violation is found, the person who owns or has immediate custody of the animal(s) will be informed in person, or by telephone, fax, or email. If the notification is made in person or by telephone, written notification will also be sent within three days.

If the violation can be corrected, ODA staff will include the corrective measures which must be taken to achieve compliance with the rules, including the amount of time allowed to take any necessary corrective measures, in the written notice. If the responsible party fails to remedy the violation within the time specified in the written notice, they may be assessed a subsequent violation for each day the violation remains uncured.

Minor Violations

The rules define two kinds of violations: minor and major. Minor violations of Ohio's livestock care standards are generally due to neglect or unintentional acts of substandard practices. Minor violations are finable up to \$500 for the first minor offense and up to \$1,000 for each subsequent minor offense that is committed within 60 months of the previous minor violation.



If you have questions about how to comply with these rules or about the enforcement process, please call the ODA Division of Animal Health at (614) 728-6220 or visit the Department's website at www.agri.ohio.gov.

Major Violations

Major violations of Ohio's livestock care standards are reckless or intentional acts which result in the unjustified infliction of pain. Major violations can be any action which:

- places an animal's life in imminent peril
- causes protracted disfigurement
- causes protracted impairment of health
- causes protracted loss or impairment of the function of a limb or bodily organ

Major violations of Ohio's livestock care standards are finable offenses with penalties ranging between \$1,000 and \$5,000 for the first major violation and \$5,000 to \$10,000 for each subsequent major violation that is committed within 60 months of the previous major violation.

If a major violation has occurred, ODA staff may also work with state and local agencies and nongovernmental organizations to provide care to the animal(s). This includes but is not limited to providing feed and water, providing medical care, taking possession of the animal(s), or euthanizing the animal.

Additional Penalties

In addition to any fine assessed for a violation, ODA may also assess an additional fee to recover the cost to the department to investigate a matter. This fee is based on the average salary and the average cost of benefits of all employees who are directly involved in the investigation, copying costs, and any direct or indirect costs to ODA including all necessary laboratory analysis and the caretaking costs.

Anyone who has been issued a fine for violations of these rules will have 30 days to request a hearing to appeal the Department's decision. If requested, the hearing will be overseen by an independent hearing officer who is a licensed attorney and not an employee of ODA.

*This summary is for the convenience of those raising and handling livestock and is **not** intended to cover all laws and regulations. The Ohio Administrative Code contains the details of these regulations and is available for review at www.ohiolivestockcarestandards.gov*

Questions?

Ohio Department of Agriculture
Division of Animal Health
8995 E. Main St.
Reynoldsburg, OH 43068

614-728-6220
animal@agri.ohio.gov

www.agri.ohio.gov

Ohio | Department of
Agriculture

John R. Kasich , Governor
Mary Taylor, Lt. Governor
James Zehringer, Director

Published: August 15, 2011



2025 HARTFORD FAIR

4-H & FFA PROJECT SKILLATHON & INTERVIEW JUDGING SCHEDULE

4-H Beef Projects...

Contest: Sunday, August 3 @ 12:30 p.m. to 2:00 p.m. (Beef Barn/Grubb Arena)
Awards: Tuesday, August 5 - Market Steer Show (Grubb Arena)

4-H Dairy Cattle Projects...

Contest: Monday, August 4 @ 1:00 to 3:00 p.m. (Grubb Arena)
Awards: Tuesday, August 5 - Junior Dairy Show (Grubb Arena)

4-H Dairy Feeder Projects...

(New Date / Location!)
Contest: Sunday, July 27 @ 12:00—3:00 p.m. (Babcock Building)
Awards: Wednesday, August 6 - Dairy Feeder Show (Grubb Arena)

4-H Goat Projects...

Contest: Wednesday, August 6 @ 1:00 to 3:00 p.m. (4-H Center)
Awards: Saturday, August 9 @ 9:00 a.m. (B.Carr)

4-H Horse Projects...

Contest: Sunday, August 3 @ 12:00 to 2:00 p.m. (Horse Complex)
(skillathon only—project interviews held 8:00 a.m. daily)
Awards: Wednesday, August 6

4-H Poultry Projects...

Contest: Tuesday, August 5 @ 10:00 a.m. (Rabbit & Poultry Barn)
Awards: Saturday, August 9 @ 9:00 a.m. (B.Carr)

4-H Rabbit Projects...

Contest: Wednesday, August 6 @ 10:00 a.m. (Rabbit & Poultry Barn)
Awards: Saturday, August 9 @ 9:00 a.m. (B.Carr)

4-H Sheep Projects...

Contest: Sunday, August 3 @ 10:30 a.m. to 11:45 a.m. (4-H Center)
Awards: Wednesday, August 7 just prior to beginning of Market Lamb Show (Grubb Arena)

4-H Swine Projects...

Contest: Sunday, August 3 @ 11:00 a.m. (Swine Barn West Entrance)
Awards: Tuesday, August 5 @ Market Hog Show (Swine Barn Arena)

Members should plan to bring completed project books with them to the skillathon contest. While a member's project book may not be required in order to participate in skillathon contests, it does account for a substantial amount of points. Awards are presented for (1) skillathon performance, (2) personal interview score, and (3) project book score for completion.

UPDATED of 01.27.2025

Any necessary changes to this schedule will be announced / posted during the Hartford Fair.

DRUG USE NOTIFICATION FORM (DUNF)

Sections 1 through 9 must be completed prior to show

EXHIBITION / FAIR NAME: _____ 2 DIGIT FAIR CODE _____

PRINT CLEARLY

1. EXHIBITOR/OWNER NAME _____

2. MAILING ADDRESS _____

Street, P.O. Box Number _____

EXHIBITOR
PHONE (____) _____

City, State, Zip _____

3. ANIMAL IDENTIFICATION
NUMBER (Tag, Tattoo #, Legband)

4. ANIMAL SPECIES [CIRCLE ONE]
CATTLE HOGS SHEEP GOATS
OTHER (Specify) _____

5. ANIMAL DESCRIPTION
(BREED, SEX, COLOR, ETC.)

6. I AM A JUNIOR FAIR MARKET LIVESTOCK EXHIBITOR AND I HAVE ATTENDED OR COMPLETED A QUALITY ASSURANCE PROGRAM DURING THE LAST 12 MONTHS OR I HAVE TESTED OUT OF A PROGRAM WITHIN MY AGE BRACKET.

YES ☐

NO ☐

7. ☐ I CERTIFY THE ABOVE ANIMAL TO BE FREE OF MEDICATION.

▲ IF YOU HAVE CHECKED THIS BOX, SIGN BELOW AND DO NOT COMPLETE THE TREATMENT CHART.

☐ THE ABOVE ANIMAL HAS BEEN TREATED WITH MEDICATION FOR WHICH THE WITHDRAWAL PERIOD HAS NOT ELAPSED.

Complete the treatment chart below ▼

TREATMENT DATE	CONDITION BEING TREATED	TREATMENT GIVEN				DATE WITHDRAWAL COMPLETE
		MEDICATION GIVEN (NAME OF MEDICATION)	AMOUNT (DOSE)	ROUTE (IM, IV, SQ, Oral)	INSTRUCTED WITHDRAWAL TIME (# DAYS)	

IF THIS IS AN EXTRA LABEL OR Rx DRUG, A VETERINARIAN MUST HAVE PRESCRIBED THE MEDICATION.
LIST THE LICENSED VETERINARIAN'S NAME AND ADDRESS WHO PRESCRIBED OR DIRECTED THE TREATMENT:

VETERINARIAN NAME _____ STREET, P.O. BOX NUMBER _____ CITY, STATE, ZIP _____

8. EXHIBITOR/OWNER SIGNATURE _____ AGE: _____ DATE _____

9. PARENT/GUARDIAN SIGNATURE _____ DATE _____
(REQUIRED IF EXHIBITOR IS UNDER 18 YEARS OF AGE)

DISTRIBUTION by Records Official:
AGR DUNF (REV. 1/11)

WHITE FORM: REVIEW UPON COLLECTION AND IMMEDIATELY FORWARD TO ODA
YELLOW FORM: TO BE RETAINED BY THE DESIGNATED RECORDS OFFICIAL FOR ONE YEAR
PINK FORM: TO BE GIVEN TO THE OWNER/EXHIBITOR

CHAMPIONS WILL BE REQUIRED TO COMPLETE A NEW DUNF TO BE SUBMITTED WITH URINE/HAIR SAMPLES TO THE TESTING LABORATORY

General Preventive Health Recommendations for Animals Exhibited at the Hartford Independent Fair

Robert C. Krueger, DVM
Mount Vernon Animal Hospital – (740) 397.6958

It is encouraged that all participants have a current relationship with their veterinarian in order to foster the best preventive health care plan for their animals.

Please note: If your animal is under medical treatment at the fair, treatment must be overseen by the official Fair Veterinarian. Please report to the Veterinarian or the Fair Director to ensure compliance with tampering laws and exhibition rules.

Vaccination and internal parasite control must be administered at least 30 days prior to the start of the Fair.

Special Note to Market Animals: **All medications and vaccinations should be given under the guidance of a licensed veterinarian. All meat residues (withdrawal times) must be expired prior to exhibition. Consult your veterinarian for specific protocol recommendations and keep records of medication and dosages. These guidelines are to help protect the animals travelling into and out of the fairgrounds and to comply with residue avoidance guidelines.

Beef Cattle:

1. Vaccines: IBR, BRSV, BVD, PI3, Leptospirosis, Clostridial diseases(7) including Tetanus
2. Internal Parasite Control: On a preventive internal parasite protocol.**
3. External Parasite Control: Free of infectious external parasites and infections such as Lice, Mites, and Ringworm.

Dairy Cattle (including Dairy Feeder Calves):

1. Vaccines: IBR, BRSV, BVD, PI3, Leptospirosis, Clostridial diseases(7) including Tetanus
 - a. **Dairy Feeder Calves: Given at vaccination clinic as required (1st Saturday in June)
2. Internal Parasite Control: On a preventive internal parasite protocol.**
3. External Parasite Control: Free of infections external parasites and infections such as Lice, Mites, and Ringworm.
4. It is recommended that dairy heifers be dehorned prior to June 15th in order to allow complete healing prior to exhibition at the fair. (dehorning is not required of junior and intermediate heifers)

Goats:

1. Vaccines: Clostridium types C&D and Tetanus
2. Internal Parasite Control: On a preventive internal parasite protocol.**
3. External Parasite Control: Free of infections external parasites and infections such as Lice, Mites, and Ringworm.

Poultry:

1. Vaccines: Vary depending upon management protocol. Consult your veterinarian.
2. Internal Parasite Control: On a preventive internal parasite protocol.**
3. External Parasite Control: Free of infections external parasites and infections such as Lice, Mites, and Ringworm.

Rabbits:

1. Internal Parasite Control: On a preventive internal parasite protocol.**
2. External Parasite Control: Free of infections external parasites and infections such as Lice, Mites, and Ringworm.

Sheep:

1. Vaccines: Clostridium types C& D and Tetanus
2. Internal Parasite Control: On a preventive internal parasite protocol.**
3. External Parasite Control: Free of infectious external parasites and infections such as Lice, Mites, and Ringworm.

Swine:

1. Vaccines: Mycoplasma, Influenza, Erysipelas, Circovirus
2. Internal Parasite Control: On a preventive internal parasite protocol.**
3. External Parasite Control: Free of infectious external parasites and infections such as Lice, Mites, and Ringworm.

Equine – Horse / Pony:

1. Vaccines: West Nile Virus, Eastern Equine Encephalitis, Western Equine Encephalitis, Tetanus, Rhinopneumonitis (EHV 4/1), Equine Influenza, Rabies.
 - a. *These vaccines are required per fair rules.*
2. Internal Parasite Control: De-worming is individualized per horse/per stable environment. It is recommended that your horse maintain a Fecal Egg Count of < 200 epg. Consult your veterinarian for the best protocol for your individual horse.
3. External Parasite Control: Horses should be free of all infectious external parasites and infections such as Lice, Mites, and Ringworm.
4. Body Condition Score of $\geq 4/9$.

Canine:

1. Vaccines: Current Rabies, Distemper, Hepatitis (Adenovirus), Parvovirus, Parainfluenza, 4 way Leptospirosis, and Bordatella (Kennel Cough)
 - a. *These vaccines are required per fair rules.*
 - b. *Veterinarian's Certificate posted at www.licking.osu.edu > 4-H Youth Development > Member Resources*
2. Internal Parasite Control: Monthly heartworm and internal parasite control consistent with your veterinarian's recommendations for your dog.
3. External Parasite Control: Monthly prevention for fleas and ticks as well as free of all infectious external parasites and infections such as Lice, Mites, and Ringworm.
4. Body Condition Score of 2.5/5 minimum.