




2025 Hartford Fair Livestock Quality Assurance

Goat Project Packet



A colorful illustration of a farm scene. In the background, there are rolling green hills, a blue sky with white clouds and birds, and a farm building with a red roof. In the foreground, various farm animals are depicted: a pig, a white duck, a white rabbit, a brown chicken, a yellow chicken, a brown horse, a white goat, a brown cow, and a white cow. A wooden fence runs across the middle ground.

Good Production Practices (GPPs) For Youth Livestock Producers

- GPP 1 Use an appropriate Veterinarian / Client / Patient Relationship (VCPR) as the Basis for Medication Decision Making.
- GPP 2 Establish and Implement an Efficient and Effective Health Management Plan.
- GPP 3 Use antibiotics responsibly.
- GPP 4 Properly Store and Administer Animal Health Products.
- GPP 5 Follow Proper Feed Processing Protocols.
- GPP 6 Establish Effective Identification, Medication Records, and Withdrawal Times.
- GPP 7 Practice Good Environmental Stewardship.**
- GPP 8 Maintain Proper Workplace Safety.
- GPP 9 Provide Proper Care to Improve Animal Well-Being.
- GPP 10 Utilize Tools for Continuous Improvement.

2025 Focus

2025 Hartford Independent Fair Junior Fair Livestock / Animal Requirement Summary

(Last Revision 03.24.2025)

	Exhibit Limit	Possession	Pre-Fair Weigh-In/Tagging	Licking County Quality Assurance (Must complete training annually) JUNE 1 st Deadline	Clinics	Entry Deadline	Animal Requirements	Health Requirements
Market Steer & Market Heifer	Maximum of 6 entries for Beef Division (Dept. 102/103/104/105) May only draw 1 animal from Pool to exhibit. Maximum of 6 entries for Beef Division (Dept. 102/103/104/105)	December 7 th Weigh-in	Must be weighed, tattooed, and tagged on Saturday, December 7, 2024 (8 - 11 a.m.) Grubb Arena, Fairgrounds) Fee: \$5 / RFID Tag (if needed)	March 20 Watkins H.S. / April 3 Ulta H.S. / April 16 Licking Valley H.S. / April 22 Northridge H.S. May 13 Johnston Middle School All programs held 6:30-8:30 p.m.	Attend regularly scheduled Steer Pool meetings	Entry deadline is Friday, June 27. Changes must be made prior to Friday July 18 late entry deadline.	All animals must be dehorned, and bulls castrated before December weigh-in. Must be 950 lbs. to sell	No health papers required. However, you must follow state guidelines. D.U.N.F. and U.P. feeding forms will be completed online prior to arrival to fairgrounds.
Steer Pool		Steer Pool Selection Date (November)	Completed during selection of steers.	March 20 Watkins H.S. / April 3 Ulta H.S. / April 16 Licking Valley H.S. / April 22 Northridge H.S. May 13 Johnston Middle School All programs held 6:30-8:30 p.m.		Entry deadline is Friday, June 27. Changes must be made prior to Friday July 18 late entry deadline.	Steer must sell at the fair. Carcass Contest will take place following the fair.	No health papers required. However, you must follow state guidelines. D.U.N.F. forms will be completed online prior to arrival to fairgrounds.
Beef Feeder Calf	Maximum of 6 entries for Beef Division (Dept. 102/103/104/105)	June 1 st	Must be tagged on Saturday, June 7 th (8:00–10:00 a.m.) Sheriff's Office – Fairgrounds. Fee: \$5 / RFID Tag (if needed)	March 20 Watkins H.S. / April 3 Ulta H.S. / April 16 Licking Valley H.S. / April 22 Northridge H.S. May 13 Johnston Middle School All programs held 6:30-8:30 p.m.		Entry deadline is Friday, June 27. Changes must be made prior to Friday July 18 late entry deadline.	Calves must weigh 300–700 lbs. to show for Champion (steers and heifers only) (Not a sale animal)	No health papers required. However, you must follow state guidelines.
Breeding Beef	Maximum of 6 entries for Beef Division (Dept. 102/103/104/105)	May 1	Breeding Beef project animals must have RFID tags and submit photos online by May 1, including side view and head view with ear tag identification.	March 20 Watkins H.S. / April 3 Ulta H.S. / April 16 Licking Valley H.S. / April 22 Northridge H.S. May 13 Johnston Middle School All programs held 6:30-8:30 p.m.		Entry deadline is Friday, June 27. Changes must be made prior to Friday July 18 late entry deadline.	All breeds, except crossbreeds, must be registered to show for special premiums. Registration papers will be checked at fair. (Not a sale animal)	No health papers required. However, you must follow state guidelines.
Dairy Feeder Calf	Maximum of 6 entries for Beef Division (Dept. 102/103/104/105)	May 1	Must be weighed, tagged and vaccinated on Saturday, June 7 (8 a.m. - 11:00 a.m.) Grubb Arena, Hartford Fairgrounds Fee: \$10 / animal **Must be dehorned / castrated prior to June 1. In order to be tagged **	March 20 Watkins H.S. / April 3 Ulta H.S. / April 16 Licking Valley H.S. / April 22 Northridge H.S. May 13 Johnston Middle School All programs held 6:30-8:30 p.m.		Entry deadline is Friday, June 27. Changes must be made prior to Friday July 18 late entry deadline.	Calf must be 100%-Holstein or Brown Swiss. Calf must be dehorned, and castrated PRIOR to weigh-in. Must weigh 400-650 lbs. to sell through junior fair sale.	No health papers required. However, you must follow state guidelines. D.U.N.F. and U.P. feeding forms will be completed online prior to arrival to fairgrounds.
Dairy Cattle	No limit as to the number of dairy entries	May 1	N/A	March 20 Watkins H.S. / April 3 Ulta H.S. / April 16 Licking Valley H.S. / April 22 Northridge H.S. May 13 Johnston Middle School All programs held 6:30-8:30 p.m.		Entry deadline is Friday, June 27. Changes must be made prior to Friday July 18 late entry deadline.	No horns permitted (except on junior and intermediate heifers). (Not a sale animal)	No health papers required. However, you must follow state guidelines.
Market Hogs	May exhibit up to 2 animals per exhibitor	May 1	Market Hog ID materials must be submitted online by no later than May 15. Photo(s) must show RFID tag number. RFID tag number must be used for all official ID purposes.	March 20 Watkins H.S. / April 3 Ulta H.S. / April 16 Licking Valley H.S. / April 22 Northridge H.S. May 13 Johnston Middle School All programs held 6:30-8:30 p.m.		Entry deadline is Friday, June 27. Changes must be made prior to Friday July 18 late entry deadline.	Min. of 200 lbs. to sell / 220-290 lbs. to show for Champion. Any breed / cross. Gilts and barrows allowed. Clipping discouraged – hair must meet ODA Rev. Code Terminal Sale.	Must have RFID tag by May 15 and be documented in photo submission. No health papers required. However, you must follow state guidelines. D.U.N.F. forms will be completed online prior to arrival to fairgrounds.
Market Lambs	May exhibit up to 5 animals (1 pen of two and 3 singles) NOTE: Can't be shown in Breeding Sheep show during Hartford Fair.	May 1	Tagging on May 17 (9 a.m. – 12 p.m.) Sheriff Office, Hartford Fairgrounds Up to 6 lambs may be tagged at that time. Fee: \$3 per animal. Scrapiers tags required! Online pre-registration required. (New!)	March 20 Watkins H.S. / April 3 Ulta H.S. / April 16 Licking Valley H.S. / April 22 Northridge H.S. May 13 Johnston Middle School All programs held 6:30-8:30 p.m.		Entry deadline is Friday, June 27. Changes must be made prior to Friday July 18 late entry deadline.	No rams allowed. MUST be sick shorn one week or less prior to the fair. All lambs must weigh min. of 95 lbs. (except Southdown / Cheviots 85 lbs.).	Must have USDA approved Scrapies tag. No health papers required. However, you must follow state guidelines. D.U.N.F. and U.P. feeding forms will be completed online prior to arrival to fairgrounds.
Market Lamb Pool	May select / exhibit up to two lambs. (Counts toward max of 5 that will be shown in Dept 108 Market Lamb)	Lamb Pool Selection will take place May 4 @ 3pm (Claylick Run Farm) Pre-registration required.	Completed during selection of lambs. NOTE: Lamb Pool application deadline is April 6.	March 20 Watkins H.S. / April 3 Ulta H.S. / April 16 Licking Valley H.S. / April 22 Northridge H.S. May 13 Johnston Middle School All programs held 6:30-8:30 p.m.		Entry deadline is Friday, June 27. Changes must be made prior to Friday July 18 late entry deadline.	Lambs must come through the Lamb Pool offered by the Licking County Sheep Improvement Association. MUST be sick shorn one week or less prior to the fair. Lambs must weigh min. of 95 lbs.	Must have USDA approved Scrapies tag. No health papers required. However, you must follow state guidelines. D.U.N.F. and U.P. feeding forms will be completed online prior to arrival to fairgrounds.
Breeding Sheep	May exhibit up to 5 entries in Junior Fair.	May 1	N/A Scrapiers tags are required for identification.	March 20 Watkins H.S. / April 3 Ulta H.S. / April 16 Licking Valley H.S. / April 22 Northridge H.S. May 13 Johnston Middle School All programs held 6:30-8:30 p.m.		Entry deadline is Friday, June 27. Changes must be made prior to Friday July 18 late entry deadline.	May show ewes or rams. (Not a sale animal)	No health papers required. However, you must follow state guidelines.

	Exhibit Limit	Possession	Pre-Fair Weigh-In/Tagging	Licking County Quality Assurance (Must complete training annually) JUNE 1 st Deadline	Clinics	Entries	Animal Requirements	Health Requirements
Market Goats	May exhibit up to 2 animals.	May 1 st	Tagging on May 17 (10 a.m.-12 p.m.) Goat Barn, Hartford Fairgrounds Fee: \$2 / animal May tag up to 6 animals. Scraps tags required. <i>Online pre-registration required. (New!)</i>	March 20 Watkins H.S. / April 3 Utica H.S. / April 16 Licking Valley H.S. / April 22 Northridge H.S. May 13 Johnstown Middle School All programs held 6:30-8:30 p.m.	Goats R US 4-H Club will host workshops on May 29 and June 26 (6pm) at the Hartford Fairgrounds that are open to any youth. Contact: Laney McLaughlin # 740.927.4790	Entry deadline is Friday, June 27. Changes must be made prior to Friday July 18 late entry deadline.	Minimum of 45 lbs. to sell. MUST be sick shorn one week or less prior to the fair. Only goats entered in Junior Fair may stay on the grounds.	Must have USDA approved Scrapies identification in all goats (ear tag / microchip / tattoo / registration papers). No health papers required. However, you must follow state guidelines. D.U.N.F. and U.P. feeding forms will be completed online prior to arrival to fairgrounds.
Breeding Goats	May exhibit up to 6 animals (any market goat entries count toward this total of six entries within the goat department)	May 1	N/A	March 20 Watkins H.S. / April 3 Utica H.S. / April 16 Licking Valley H.S. / April 22 Northridge H.S. May 13 Johnstown Middle School All programs held 6:30-8:30 p.m.	Goats R US 4-H Club will host workshops on May 29 and June 26 (6pm) at the Hartford Fairgrounds that are open to any youth. Contact: Laney McLaughlin # 740.927.4790	Entry deadline is Friday, June 27. Changes must be made prior to Friday July 18 late entry deadline.	No horned goats permitted in dairy classes. No bucks permitted. (Not a sale animal) Only goats entered in Junior Fair may stay on the grounds.	Must have USDA approved Scrapies identification in all goats (ear tag / microchip / tattoo / registration papers). No health papers required. However, you must follow state guidelines.
Market Rabbits	Max of 2 per lot, which counts toward max of 6 entries for Market and Breeding Rabbits.	30 days preceding fair	Registration/Tattooing July 12 (10 a.m. - 2 p.m.) Beef Barn, Hartford Fairgrounds Fee: \$1 / animal	March 20 Watkins H.S. / April 3 Utica H.S. / April 16 Licking Valley H.S. / April 22 Northridge H.S. May 13 Johnstown Middle School All programs held 6:30-8:30 p.m.	Rabbit & Poultry Clinic & Fun Show - Details TBAI	Entry deadline is Friday, June 27. Changes must be made prior to Friday July 18 late entry deadline.	Single fryer / pen of three rabbits min 3 ½ lbs. / max 5 ½ lbs. 69 days old each at show	No health papers required. However, you must follow state guidelines. D.U.N.F. forms will be completed online prior to arrival to fairgrounds.
Breeding Rabbits	Max of 2 per lot, which counts toward max of 6 entries for Market and Breeding Rabbits.	May 1	Sr. Rabbits - May 17 (10 a.m. - 2 p.m.) Beef Barn, Fairgrounds Jr Rabbits - July 12 (10 a.m. - 2 p.m.) Beef Barn, Fairgrounds Fee: \$1 / animal	March 20 Watkins H.S. / April 3 Utica H.S. / April 16 Licking Valley H.S. / April 22 Northridge H.S. May 13 Johnstown Middle School All programs held 6:30-8:30 p.m.	Rabbit & Poultry Clinic & Fun Show - Details TBAI	Entry deadline is Friday, June 27. Changes must be made prior to Friday July 18 late entry deadline.	(Not a sale animal)	No health papers required. However, you must follow state guidelines.
Meat Poultry (broilers / turkeys / ducks)	Max of 2 per lot, which counts toward max of 6 entries for Market Poultry. Meat turkeys, chickens and ducks must be purchased through a Hartford Fair Poultry Pool.	Meat turkeys / chickens / ducks must be purchased through Hartford Fair Poultry Pool.	Turkeys are banded May 17 (10 a.m. - 2 p.m.) Beef Barn, Hartford Fairgrounds All other Meat Poultry - Wing Banding July 12 (10 a.m. - 2 p.m.) Beef Barn, Hartford Fairgrounds Fee: \$1 / entry	March 20 Watkins H.S. / April 3 Utica H.S. / April 16 Licking Valley H.S. / April 22 Northridge H.S. May 13 Johnstown Middle School All programs held 6:30-8:30 p.m.	Rabbit & Poultry Clinic & Fun Show - Details TBAI	Entry deadline is Friday, June 27. Changes must be made prior to Friday July 18 late entry deadline.	Meat chicken/single broiler/pen of three birds must weigh between 5 and 8 lbs. Meat turkeys, chickens and ducks must be purchased through Hartford Fair Poultry Pool.	D.U.N.F. forms will be completed online prior to arrival to fairgrounds.
Breeding Poultry	Max of 2 per lot, which counts toward max of 6 entries for Market Poultry.	May 1	Wing Banding May 17 (10 a.m. - 2 p.m.) Beef Barn, Hartford Fairgrounds Fee: \$1 / entry	March 20 Watkins H.S. / April 3 Utica H.S. / April 16 Licking Valley H.S. / April 22 Northridge H.S. May 13 Johnstown Middle School All programs held 6:30-8:30 p.m.	Rabbit & Poultry Clinic & Fun Show - Details TBAI	Entry deadline is Friday, June 27. Changes must be made prior to Friday July 18 late entry deadline.	(Not a sale animal)	All turkeys must be Pollorum tested by a veterinarian. Health papers must be presented upon arrival to barn.
Dogs	May exhibit up to 6 Dogs; max of 6 entries.	April 1 Must be owned by exhibitor or immediate family	N/A	No Quality Assurance Program required for this species in 2025.		Entry deadline is Friday, June 27. Changes must be made prior to Friday July 18 late entry deadline.	Need certificate of license & dog license tag to register. Dog must be older than 6 mos. at time of show. Dogs in heat may not be shown.	Hartford Fair Certificate of Vaccination form required. (available through Licking County 4-H Club Advisors and the Licking County Extension Office website)
Llamas	May exhibit up to 6 Llamas; max of 6 entries.	May 1	N/A	No Quality Assurance Program required for this species in 2025.		Entry deadline is Friday, June 27. Changes must be made prior to Friday July 18 late entry deadline.	(Not a sale animal) Haul-in only. Temporary stalling will be provided day of show.	No health papers required. However, you must follow state guidelines.
Equine (Horse & Pony)	May exhibit up to 6 animals (may only stall 1 animal) NOTE: All horses and ponies must have a Body Condition Score (BCS) of at least "4" to be exhibited at 4-H events and shows.	Licking County exhibitors submit by April 25 to the LCA-H&BPC Knox & Delaware exhibitors submit by April 25 to Hartford Fair Office	N/A	All Equine members must complete EquisTEP training program by June 1 st . (go.osu.edu/EquisTEP2025)	Licking County Pony measurements made by appointment prior to April 10. Contact Nancy Arledge (#614-989-5717). An educational clinic will be held April 26, sponsored by the Licking County 4-H Horse & Pony Council.	Entry deadline is Friday, June 27. Changes must be made prior to Friday July 18 late entry deadline.	(Not a sale animal) Pre-entry for classes is required. All classes must be entered by fair entry deadline.	Required Vaccinations: West Nile Combo (includes Tetanus), Rhino/Flu, and Equine Rabies. Health papers must be presented at Vet Check Point & Horse Project Grading. Veterinarian certificate and DUNF required for any and all medications with unexpired withdrawal period.

For all species divisions which are listed on this form, the youth member must be currently enrolled in the respective appropriate project in either Licking, Knox, or Delaware County 4-H / FFA/Steer Pool programs. The project must be carried through the county of which the youth is a 4-H or FFA member in good standing. Licking, Knox and Delaware County members are encouraged to attend a Quality Assurance Program within their county of membership.

Project Enrollment for 4-H and FFA Members and Showing Animals

- ✓ Ohio 4-H members are sometimes also FFA members. To keep work in both organizations clearly separate, members are advised to take a different species in each organization or, at the very least, to take market animals in one and breeding animals in the other.

	4-H	FFA
Allowable	Breeding Gilt	Market Hog
Allowable	Market Steer	Market Hog
Not Allowable	Market Lamb	Market Lamb



Photos courtesy of the Ohio State Fair.



Information

For questions about Ohio State Fair entries, rules, and deadlines please visit <https://ohiostatefair.com/livestock/>

For additional livestock project resources and scrapie information, please visit <https://go.osu.edu/livestock>

For questions related to statewide Quality Assurance policies please contact:

Elizabeth Duling, Food Animal Specialist, share.8@osu.edu



Ohio State University Extension
 Department of Animal Sciences
 Animal Sciences Building Room 222
 2029 Fyffe Road
 Columbus, Ohio 43210
 Phone: 614-292-0589
 Visit us online at: <http://www.ohio4h.org>

 **THE OHIO STATE UNIVERSITY**
 COLLEGE OF FOOD, AGRICULTURAL,
 AND ENVIRONMENTAL SCIENCES

CFAES provides research and related educational programs to clientele on a nondiscriminatory basis. For more information, visit cfaesdiversity.osu.edu. For an accessible format of this publication, visit cfaes.osu.edu/accessibility.

Requirements of Livestock Projects for Exhibition in Ohio Fairs



Requirements of County 4-H Educators

When youth livestock project members are required to attend Quality Assurance, ensure that:

- ✓ Members are in good standing
 - Check with club advisor to make sure they have met club requirements to be in good standing.
- ✓ Youth have completed QA at least 45 days prior to the START of the fair (not the show day)
 - For example, if the opening day of the fair is July 20, but a youth doesn't show until July 23, QA must be completed by the youth at least 45 days prior to July 20.
 - ***If the fair takes place after the Ohio State Fair, and a youth wants to exhibit at the Ohio State Fair, they must complete QA 45 days prior to the opening day of the Ohio State Fair to be eligible to participate.***

- ✓ Members are enrolled in the appropriate project corresponding to the class/animal they are entering
 - For example, youth must be enrolled in a market beef project to enter for a market steer/market heifer class.
 - A youth CANNOT be enrolled in only beef breeding and take a market heifer to the fair.

Requirements for Parents/Guardians/Advisors and Youth

Make sure that children/club member(s) entering livestock at the county and/or Ohio State Fair:

- ✓ Are members in good standing
 - Have they met your club standards (attendance, forms filled out, enrolled in the proper projects, etc).
- ✓ Have completed QA at least 45 days prior to the START of the fair (not the show day)
 - For example, if the opening day of the fair is July 20, but the youth doesn't show until July 23, QA must be completed by the youth at least 45 days prior to July 20.
 - ***If the fair takes place after the Ohio State Fair, and the youth wants to exhibit at the Ohio State Fair, they must complete QA 45 days prior to the start of the Ohio State Fair to be eligible to participate.***

- ✓ Are enrolled in the appropriate project corresponding to the class/animal they are entering
 - For example, youth must be enrolled in a market beef project to enter a market steer/market heifer class.
 - A youth CANNOT be enrolled in only beef breeding and take a market heifer to the fair.

Requirements for Parents/Guardians/Advisors and Youth

- ✓ Have the project animal(s) in their possession by the approved dates (refer to county/state fair rules) and is properly tagged/identified
 - For example, beef exhibitors for the Ohio State Fair must send a DNA sample and register EID tag by January 15 to be eligible for entry.
 - County fairs will require tagging/tattoo days for market animals.
 - Sheep and goats must have scrapie tags/identification per USDA.

- ✓ Have registered/entered in the correct classes by the posted deadlines for the event.
- ✓ Understand and comply with fair rules and regulations.



For questions about project requirements, Quality Assurance dates/requirements, fair requirements, and county-related rules, please contact your county 4-H Extension Educator. Contact information can be found at licking.osu.edu.

2025 HARTFORD SENIOR FAIR BOARD

POINTS OF IMPORTANCE

VARIOUS ANIMAL UPDATES AND REMINDERS...

— BEEF CATTLE.

- Beef Feeder Calves must be in the possession of the exhibitor by June 1st and must attend check-in at the Hartford Fairgrounds on Saturday, June 7th. Calves should have RFID tags in place by June 7th, or can purchase a tag at check-in for \$5.00
- Breeding Beef project animals must be in the possession of the member by May 1st, have an RFID tag in place, and upload a side-view and front-view photos (with tag visible) by May 1st.
- Market Beef Bred and Owned animals will be showing in their own respective classes in 2025. Bred and Owned entries will have an overall top five. The Champion Bred and Owned will then compete for the overall Market Champion. During the entry process you must select the Bred and Owned classes when appropriate. All Bred and Owned rules still apply.
- New this year, we are hoping to have a fitting contest for exhibitors. Date, time and rules are yet to be determined.

— DAIRY CATTLE.

- Dairy Judging Contest will begin at 11:00 a.m. on Monday, August 4th.
- Dairy Skillathon will be held 1-3:00 p.m. on Monday, August 4th.

— DAIRY FEEDERS.

- Dairy Feeder calves may be only of 100% Holstein or Brown Swiss breeding.
- Weigh-in on June 7th will run from 8:00 - 11:00 a.m. The weigh-in will also include an independent assessor whose task will be to identify calves that may require DNA testing, to verify Holstein / Brown Swiss breeding. A clinic and show will be offered following the weigh-in.
- The Dairy Feeder Skillathon is going to be offered ahead of the fair on Sunday, July 27th. Be watching for additional details!

— GOATS.

- All goats must have approved Scrapies identification!
- Only goats entered in Junior Fair classes may stay on the grounds.
- All market goats must be in the possession of the exhibitor by May 1st and attend weigh-in / tagging on May 17th. An online registration will be provided in advance of tagging. All goats are required to be pre-registered into the survey by noon on May 15th.

○

— HORSE.

- Horse Skillathon will begin at noon on Sunday, August 4th, so as to allow for exhibitors to complete Skillathon prior to Groom and Clean Contest getting underway.

— **MARKET LAMBS.**

- All market lambs must have USDA approved Scrapies tag identification at the time of tagging on May 17th.
- All market lambs must be in the possession of the exhibitor by May 1st and attend tagging on May 17th to be tagged with a fair tag. An online registration will be provided in advance of tagging. All lambs are required to be pre-registered into the survey by noon on May 15th.
- Market Lamb / Lamb Pool exhibitors must use a market lamb consigned in their own name for showmanship classes, and the same lamb must be shown through all classes.
- Bred & Owned market lambs will be a specific class entry this year. Lambs to be shown as Bred & Owned must be tagged as such during tagging on May 17th and entered as Bred & Owned market lambs during the fair entry process.

— **BREEDING SHEEP.**

- All breeding sheep project animals must have USDA approved Scrapies tags.

— **RABBITS & POULTRY.**

- May registration day moved to third Saturday in May – May 17th.
- Rabbit & Poultry exhibitors must complete DUNF forms ahead of arriving to the fairgrounds or will not be allowed to weigh-in on day of show!
- SPECIAL NOTE: All Poultry project members are encouraged to carry at least one additional project, in case there were to be limitations placed on exhibiting poultry at the fair. This would allow the member an opportunity to continue as a Junior Fair exhibitor, regardless of poultry limitations.

— **MARKET HOGS.**

- All hogs must be tagged with an 840 RFID tag prior to the May 15th Market Hog ID submission deadline. Tags will be available at the Fair Office for purchase. Taggers will be available for use, with a deposit.
- If your hog(s) already has an 840 RFID tag, there is no need to re-tag. The 15-digit number on the 840 RFID tag will be used for the fair. Tag must be legible in the headshot picture of your ID submission. See Hartford Fair website for additional details information.
- Hog Identification photos are required of all junior fair hogs and will be uploaded directly into FairEntry. Photos must be submitted online by 11:59 p.m. May 15th – one of the photos must include official tag with number that is readable. Up to four (4) hogs may be identified. If photos are not entered by May 15th, the hog is ineligible to make entry to the fair and thus is ineligible to show or sell.
- All hogs consigned to sale will be sent to the packer on either Tuesday night or Wednesday. All youth participating in the sale must send one hog on the trailer. Hogs will not be present during the hog sale on Thursday.
- Any youth bringing a second hog for exhibition will be responsible for removing that hog from the fairgrounds on Friday. These hogs are also eligible to be shown in the open market hog show on Friday.
- All pens should be cleaned by exhibitors at the time that their hog is removed from the grounds, with absolutely all pens being cleaned by the end of the day on Friday.

— GENERAL JUNIOR FAIR LIVESTOCK.

- Please be aware that section 901-19 of the Ohio Revised Code provides rules pertaining to junior fair exhibition of livestock. All rules will be enforced, and families are responsible for reviewing and understanding these rules prior to entry and exhibition. These rules are also posted on the Hartford Fair website, Fair Premium Book, and are available on the Ohio Department of Agriculture website. should you have questions, be sure to ask!
- Junior Fair entries will be made ONLINE through FairEntry system
- Junior Fair Exhibitors will enter their SHOWMANSHIP classes as a part of the entry process ahead of June 27th. This will allow classes to be split into appropriate sizes ahead of the fair.
- All market animal exhibitors must complete their Drug Use Notification Form (DUNF) online by 11:59 p.m. on Friday, August 3rd. Market Hogs will be able to complete their forms ahead of arriving to the fair, as tags must be in place by May 15th.

FACILITIES AND BARN SAFETY.

- No floor fans will be permitted in the barn areas. All fans must be hung, for the safety of small children.
- No fans, beyond those that are installed in the barn, will be allowed in the Kohman Wing during the fair.
- Electrical cords must be good repair and in a safe condition. Unsafe cords will be confiscated.

LIVESTOCK SALES.

- Large Animal Sale will begin at 10:00 a.m. on Saturday, August 9th
- Small Animal Sale will begin at 10:30 a.m. on Saturday, August 9th.
- Market Goats will move to the Large Animal Sale, and will be the final species to sell in 2025.
- Sales commission charged is increasing from 2% to 3% in 2025. This commission is used for marketing the sale, managing the sale, and costs associated with preparing and mailing checks following the sale.
- Livestock sales checks will be mailed no earlier than 30 days following the sale. All checks will be mailed, no checks will be held for pick-up! There will be a \$35 charge to re-issue a check with a stale date past the 60 days cashing period.

...AND OTHER ITEMS.

- Entries are due by 11:59 p.m. on Friday, June 27th, with late entries being due by 11:59 p.m. on Friday, July 18th. Exhibitors will be expected to review their entries online to ensure that they are accurate.
- Be sure to stay up to date through the Hartford Fair website and Facebook pages.

- Junior Fair Exhibitors and Advisors...
 - ID Cards will be issued, with exhibitors and advisors being required to provide a photo by no later than June 27th. Exhibitors will submit their photo during the entry process in FairEntry, while Advisors will be asked to submit their photos by email, as a club / chapter. Additional details will be shared later in the year by email as well as through the website!
 - This ID card will serve as gate entry pass, as well as identification at the premium bank.

Updated 03.04.2025

Licking County 4-H Goat Projects: Choosing Your Project When Exhibiting at the Hartford Fair & Enrolling in 4-H Online

135 Goat Project Options:

- **135BD – Breeding - Dairy Goats** (Does only, no wethers. May not have horns).
 - Alpine
 - LaMancha
 - Nigerian Dwarf
 - Nubian
 - Saanen
 - Toggenburg
 - Any breed crosses (breeds listed above)
- **135BM – Breeding – Meat Goats** (horns are optional)
 - Boer Goats / Boer-Cross Goats
 - Fiber Goats – Angora & Cashmere (do not need to be shaved in order to show in the meat classes)
 - Kiko Goats
- **135F – Fiber Goats**
 - No Fiber exhibit opportunity during Hartford Fair. Can show in meat goat division, but must enter Meat Goat Breeding Doe classes. Fiber Goat wethers may enter Pack Goat classes during the fair.
 - Fiber Goats do not need to be sheared to exhibit.
- **135H – Harness Goats**
 - May be any breed.
 - Must be shown in Pack Goat classes for fair entries. Harness classes are not offered during Hartford Fair.
- **135M – Market – Dairy, Meat, or Cross Goats**
 - Horns are optional.
 - Any breed, but must meet weight requirements for Hartford Fair.
 - All Market Goats must have milk teeth intact at weigh-in during the Hartford Fair in order to qualify for market classes. (This replaces previous rule that goats must be born after January 1st).
- **135P – Pack Goats**
 - This can be any breed of goat.
 - Must show only in Pack Goat classes during Hartford Fair, not in breeding classes.
 - Horns are optional.
- **135PY – Pygmy Goats**
 - Pygmy does and wethers to show in Pygmy Goat Show during Hartford Fair.
 - Horns are optional.
- **135C – Companion – Pet Goats**
 - This is considered a **Special Interest Project** and will **NOT** be eligible to show at the fair.
 - This would be judged during **Special Interest Judging Day in July without the goat being present.**

Additional Notes Pertaining to Goat Projects:

- ❖ No bucks on the Hartford Fairgrounds. Only those goats entered in Junior Fair classes will be stalled on the grounds.
- ❖ Only one entry per animal in a class, with the exception of showmanship; (i.e. market goat project can only be in market goat class – cannot be shown additionally in breeding doe class, pack goat projects can only be shown in pack goat class and cannot be shown additionally in breed class.

For additional questions, please contact Laney McLaughlin (740-927-4790)

03/16/24



Tips for Getting Started with your Goat Project

Prepared by Hartford Goat Improvement Committee

“GOOD CARE MEANS GOOD HEALTH!”

FEEDING.

Hay... nice looking, green alfalfa, clover or mixed alfalfa/clover/grass. Should not be dusty or moldy.

Water...fresh water twice a day.

Grain...pre-bagged goat feed or prepare your own balanced ration.

Free choice salt or mineral salt and baking soda... for rumen function.

See Goat Resource Book for complete guidelines for feeding

HEALTH.

Signs of Illness:

Any change in normal behavior, especially inactivity.

Poor appetite or not eating at all.

Change in color or consistency of manure.

Urinate more than usual.

Grinds teeth.

Coat becomes rough or dull.

Color of gums and lining membranes around eyes becomes pale or blue.

Changes in milk for breeding does.

Goats normal temperature is 103 +/- 2 degrees.

Vaccinations: CDT to prevent enterotoxemia, associated with high grain intake, and tetanus, at least at 8 and 12 weeks of age and yearly thereafter. Give booster to does 30-60 days before kidding to cover newborn kids.

Parasites: Goats are highly susceptible to worms. If there is weight loss, or gums/eye membranes become pale, goat need wormed. Take feces (manure) specimen to lab for ID of worm type and use appropriate worm medication. Most wormer dosages need to be doubled label directions to be effective on goats. Check with your veterinarian. If you have access to rotation in five separate grazing areas, moving goats to a new location each week in rotating order is an effective method of preventing worm problems. The complete life cycle of most “goat worms” is four weeks. Worm medications also have withdrawal dates that need to be watched at slaughter/sale time.

Coccidiosis: This is an illness caused by a protozoan parasite that becomes a problem due to manure contamination of feed and water. A common sign of this illness is dark diarrhea, and general weight loss. If untreated, goat will die. If not treated as soon as the diarrhea is noticed, the gastrointestinal tract absorption of the goat can be damaged for life. Call a veterinarian for the proper meds. To decrease this problem make sure feeders are high enough that they can't be jumped into, and change water frequently.

Signs of Illness: any change in normal behavior

— Inactive

— Eats less or not at all

— Urinate more than usual

— Change in color or consistency of manure

— Grinds teeth

— Changes in milk with lactating does

— Temperature above or below normal (normal is 103 +/- 2 Degrees)

— Coat becomes rough or dull of hair falls out

— Color of gums, lining around eyes becomes pale or bluish

HOUSING:

Protect from wind, precipitation, sun, predators, dampness, and injury. Provide shelter / barn; keeping in mind 10-12 square feet needed per animal.

FOOT CARE:

Prevent foot rot with clean, dry housing and proper foot trimming. Keep hooves trimmed with sharp hoof knife or hoof trimmers about every six weeks.

MARKET GOAT TATTOOING.

All market goats must be tagged and registered to participate in the Hartford Fair. Tagging will be done the third Saturday in May. This year that will be **May 17, 2025 from 9:00 a.m. to 12:00 p.m.. Cost is \$2.00 per animal, limit of 6 animals may be tagged.** This will take place at the Hartford fairgrounds. Information will be provided in advance so that exhibitors can pre-register for the May 17th tagging. Scrapies ID information must be submitted with online pre-registration. Goats being tagged must be designated to an individual exhibitor at the time of tagging. There will also be a weighing of those animals that wish to participate in the rate of gain contest. If you cannot bring your animal on this date you must have your 4-H advisor call Jared McLaughlin (Senior Fair Board member),

MARKET GOAT REQUIREMENTS: HARTFORD FAIR.

- May use wether or doe
- Milk teeth must be present at weigh-in on Sunday of the fair.
- All goats must have a USDA-approved Scrapies Eradication ID tag.
- Horns are optional for Market Goats.
- Full-body clip ten (10) days prior to the fair for Market Goats.
- Minimum weight 45# (there is no maximum weight).
- One animal per exhibitor to sell.
- Grand Champion and Reserve Grand Champion must sell. Sale is terminal for these two animals and drug testing will be completed following selection.
- Weigh in Sunday morning of the fair at 10:00 am before the open market goat show.
- Exhibitor / family is expected to attend Barn Meeting at 9:30 a.m. on Sunday of fair.
- Exhibitor must be present with project at show and sale.
- At weigh-in each exhibitor must designate if animal is to sell.
- Goats are not permitted to be exercised in the Horse Complex, nor the parking areas to the east/ south of horse barns.
- Only those goats entered in Junior Fair classes can be stalled on the grounds throughout the fair.

HARTFORD FAIR GOAT SCHEDULE REMINDERS.

- Open Market Goat show is Sunday at 1:00 p.m. (see Hartford Fair website for details)
- Junior Fair Market Goat & Meat Breeding Show starts Monday at 10:00 a.m. (Grubb Arena)
- Junior Dairy and Pygmy Shows will be held Tuesday at 9:00 a.m. (Grubb Arena)
- Skillathon is Wednesday at 1:00 p.m. (4-H Center)
- Goat Obstacle Course is Wednesday at 5:00 p.m. (Goat Barn)
- Goat Costume class will be held on Thursday at 1:00 p.m. (Grubb Arena)
- Pee Wee Goat Show is Thursday at 2:30 p.m. (Grubb Arena)
- Open Pygmy Goat Show will take place on Thursday evening at 5:00 p.m. (B. Carr or Grubb Arena)
- Open Dairy Show is Friday at 9:00 a.m. (Grubb Arena) (**must be ADGA registered to enter / exhibit*)
- Sale is last Saturday of the fair at 10:00 a.m.. (Grubb Arena) (*NEW! Market Goats are being moved to the Large Animal Sale, and will sell last in the 2025 species rotation.*)

PREPARING FOR THE FAIR.

- Observe a show.
- Teach your animal to lead. Collar should be nylon dog collar or chain (do not use as a choker). Work with them a few minutes every day at least 6 weeks before the fair.
- Learn the parts of the goat, and scorecards for Showmanship classes. Pages 21-26 in the Goat Resource Book.
- Trim hooves
- Full body clip ten (10) days prior show for dairy and market goats; body trim on meat breeding does.
- **All goats must have Scrapies Identification from USDA**

WHAT TO BRING TO THE FAIR.

- Follow Hartford Fair exhibitor dress code guidelines.
- Plenty of straw for bedding. (Change often)
 - Air flow must be permitted through three sides of goat pen.
- Water bucket and feed bowls
- Hay manger
- Hay and grain
- Collar
- Show collar (very thin nylon or chain)
- Brush to scrub hooves
- Vaseline
- Baby wipes to clean ears, nose etc
- Brush to keep coat clean
- Shampoo, hose, spray nozzle, and towel for bath
- Leash to exercise (exercise animals daily at the fair)
- Show box to store equipment (Make sure you have a lock)
- Milking stand, if needed
- Pitchfork and rake to clean stall and aisle in front of stall when needed
- Band Aids for accidents
- Keep show box, milk stands, and work areas tidy
- Keep your 4-H manual handy to help answer visitors questions. Remember, our visitors may only form or improve their opinions of goats from their discussion with you.
- DO NOT leave show area until you have completed all of your classes. We will not come and look for you. Stay around and watch the show.
- Exhibitors are responsible for complete cleaning of their stalls / pens before leaving the fairgrounds at the end of the fair.



Goat Workshops Offered by Local 4-H Club

The Goats-R-Us 4-H Club will offer FREE goat project workshops on both Thursday, May 29 and Thursday, June 26 (rain or shine) for any youth exhibitor planning to participate in the Hartford Fair.

Both clinics will be held from 6:00-9:00 p.m. in Grubb Arena on the Hartford Fairgrounds. Members are encouraged to attend both sessions, and are welcome to bring their Meat Goats, Dairy Goats and Pygmy Goats (with collar and lead) to the workshops, but it is not required in order to participate. Animals will be available to those unable to bring their own.

Workshop topics will include hands-on instruction in showmanship, general care, feeding, Scrapies identification requirements, grooming, hoof trimming and working with Pack Goats.

For additional information, contact
Laney McLaughlin | 740.927.4790
Goats R Us 4-H Club Advisor

NOTE: Please use parking lot east of horse area / horse barns.

Official ID Types for Sheep and Goats

Ear Tags:

- Official ear tags are those approved for use in sheep and goats *with the US shield printed onto the tag*




- Ear tags come in various shapes, sizes, colors and numerical sequences (examples below)



Animals with Absent or Injured Ears:

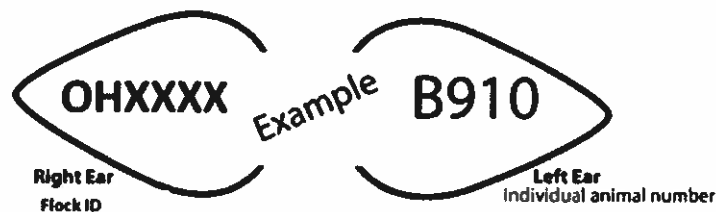
- Animals that cannot be ear tagged *because of absent or injured ears* may have the official ear tag attached to a durable neck strap or collar that can only be removed by cutting the strap, collar or ear tag and which must accommodate the expected growth of the animal, which may include:
 - Placing the tag at the end of the collar after the "D" ring which must be small enough that the tag cannot be pulled through (pictures below)
 - Overlapping the collar in such a way that the tag pierces through the overlapped portion of the collar
 - Placing a rivet through the collar so that the rivet or the collar must be cut to remove the collar with attached ID
- The neck strap or collar with ear tag must be treated the same as an ear tag and *may not be removed or replaced*



Official ID Types for Sheep and Goats

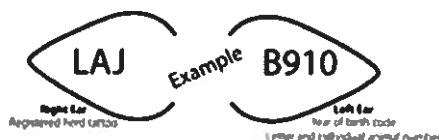
Flock ID Tattoos:

- The Flock ID that has been assigned to the owner must be tattooed in the right ear and an individual animal ID number must be tattooed in the left ear of the animal
 - Animals with either absent or injured ears can have the tattoo in the tail web or flank
- The tattoo must be legible
- Flock ID tattoos are not considered Official ID for movements to slaughter or through a market
- The animal must be accompanied by a statement that contains the Flock of Origin information
 - Examples: ICVI, Owner/Hauler Statement, etc.




Registration Tattoo:

- The Breed Registry Prefix that has been assigned to the owner must be tattooed in the right ear and an individual animal ID number must be tattooed in the left ear
 - Animals with either absent or injured ears can have the tattoo in the tail web or flank
- The tattoo must be legible
- Registration tattoos are not considered Official ID for movement to slaughter or through a market unless the sale is for registered animals and registration papers are transferred
- A copy of the registration certificate must accompany the animal at all times
 - This certificate should have the tattoo information printed on it from the registry and must correspond to the tattoo in the animal's ears
 - If the certificate is not in the name of the current owner, a copy of the completed application for transfer of ownership in the name of the current owner is permitted provided the sale occurred within the last 60 days



&



→ Compliant Animal

- ❖ Unregistered animals from registered flocks can tattoo animals via the standards described under "Flock ID Tattoo"


Official ID Types for Sheep and Goats

Microchip or Implant (All Animals):


- Implants must be located between the skin and the cartilage of the back side of the ear near the base or between the skin and the bone of the tail near the base of the tail
 - The animal must be tattooed with a legible "E" if the implant is at the base of the ear, or an "ET" if the implant is in the tail fold ★
- The animal must be accompanied by an implant reader
- The implant must comply with ISO 11784 and ISO 11785 and must be an approved device (other devices applied before March 11, 2015 are allowed)
- The implant number must be an Animal Identification Number (840) issued to the flock of origin (other number formats applied before March 11, 2015 are allowed)
- Implants are not considered Official ID for movement to slaughter or through a market

Registered Animals:

- Registered animals must be accompanied by a registration certificate in the name of the current owner where the implant number has been recorded on the certificate



&



→ Compliant Animal

Unregistered Animals:

- Unregistered animals must be accompanied by an ICVI or an OHS that lists the flock of origin, the Flock ID and the electronic implant number
- Unregistered animals must also be **legibly tattooed** with the flock identification number, as well as having a tattoo noting the location of the implant as described above



&

Sample Owner/Handler Statement	
Breed or 121 Local Wood MI 12345 876-987-6543	RAISE CONTACT Handler name R Tel Area if different from Owner
4 19 10	
Group/Act ID IN 6315 Int IN 10 315 0111 19 1	
Number and Type of Goats in Group 6 Feral Does, 1 Dairy Doe	
<u>Name/Address of Destination</u> The End Facility 1111 Slaughter Lane Easton, MI 49802	
How animal are to slaughter/mark Rab Doe	

→ Compliant Animal

Official ID Types for Sheep and Goats

Restricted (Slaughter) Movements:

- Sheep or goats that are in slaughter channels must have an owner/hauler statement that includes a group/lot identification number, even if they have individual official ear tags
- An owner/hauler statement (OHS) is a signed written statement by the owner or hauler of the animals that includes:
 - The name, address and phone number of the owner and, if different, the hauler
 - The date the animals were moved
 - The Flock ID assigned to the flock or premises of the animals
 - Group/Lot ID Number
 - The number of animals
 - The species, breed and class of animals
 - The name and address of the point of origin
 - The name and address of the destination
 - A statement whether the animals are in slaughter channels
- A group/lot identification number (GIN) is used to uniquely identify a unit of animals managed together as one group
 - The format of the GIN is the flock identification number followed by a 6-digit representation of the date on which the group or lot of animals was assembled (i.e. XX1234-MMDDYY)
 - A sequential number will be added to the end of the GIN if more than one group is created on the same date (i.e. XX1234-MMDDYY-1)

Examples of owner/hauler statements:

This example is for sheep delivered to the market by the owner:

Bob Doe
123 East ST
Wood, MI 12345
876-987-0987

4-19-19

MI3187, Lot MI3187-041919-1

10 Blackface cull ewes, 6 meat nannies

Happy Valley livestock
4787 Free Ln.
Tree, MI 46678

These animals are in slaughter channels

Bob Doe

If the owner does not deliver the animals, the hauler and flock of origin information would both need to be included on the statement. In this case, Bob Doe is the owner and John Smith is the hauler:

Bob Doe
123 East ST
Wood, MI 12345
876-987-0987

John Smith
456 West Street
Wood, MI 12345
555-555-5555

4-19-19

MI3187, Lot MI3187-041919-1

10 Blackface cull ewes, 6 meat nannies

Happy Valley livestock
4787 Free Ln.
Tree, MI 46678

These animals are in slaughter channels

Bob Doe

Ohio Scrapie Tag Order Form

Name (Last, First): _____

Flock ID: _____
(Assigned by USDA)

Premises or Federal ID: _____
(Assigned by ODA)

New Producer Repeat Customer Other: _____

OWNER INFO	Primary Contact (18 or older)	Secondary Contact (Relationship)
Name		
Mailing Address		
City, State		
Zip		
County		
Home Phone:		
Cell Phone:		
Office Phone:		
Email:		

Farm Name (Optional):	<input type="checkbox"/> Sheep	<input type="checkbox"/> Goats	# of Adults:
Address where animals are located (if different from above:	Primary Breed(s):		
	Goat Breed Registry Prefix: _____ Registry Name: _____		
Primary purpose:	<input type="checkbox"/> Breeding	<input type="checkbox"/> Commercial	<input type="checkbox"/> Dairy
	<input type="checkbox"/> Feedlot	<input type="checkbox"/> Fiber	<input type="checkbox"/> Hobby
	<input type="checkbox"/> Exhibition (4-H/FFA)		
	<input type="checkbox"/> Research		
	<input type="checkbox"/> Other (explain): _____		

Select all that apply:

- I am going to purchase [USDA-Approved Eartags](#) to officially identify my animals
- I am going to use my Scrapie Flock ID number to officially tattoo my animal(s)
- I am going to use my Breed Registry Prefix to officially tattoo my animal(s)
- I am going to use official Electronic Implantable Identification (EID/microchips) to officially identify my animal(s)
- I am a new producer eligible for [USDA-provided tags](#) to use as Official ID for my animal(s)

FOR USDA USE ONLY:

Information Packet

ID Letter

Email USPS

Date Tags Ordered: _____

Date Order Filled: _____

Order Filled By: _____

Please return your completed order form to:

USDA APHIS Veterinary Services
12927 Stonecreek Drive
Pickerington, Ohio 43147

Phone: 614-856-4745
Toll-free: 1-866-873-2824 (within Ohio)
Fax: 614-866-1086

Ohio Sheep and Goat Identification

The United States Department of Agriculture's Animal and Plant Health Inspection Service (APHIS), National Scrapie Eradication Program, is providing up to 100 plastic flock ID tags free-of-charge to first-time participants in the sheep and goat identification program through fiscal year (FY) 2020 or until the available funds are expended. Producers will need to purchase the compatible applicator from the tag manufacturer. APHIS is working with sheep and goat organizations to transition toward electronic identification to improve our nation's ability to quickly trace exposed and diseased animals in the event of an outbreak.

APHIS discontinued the availability of no-cost metal tags for producers on August 31, 2019. Dealers and markets may continue to receive metal serial tags at no cost through FY 2020 or until the available funds are expended. Flock ID tag numbers are the producer's flock ID assigned by APHIS or the State followed by an individual animal number. Metal serial tag numbers have the state postal abbreviation, 2 letters followed by 4 numbers. Plastic serial tags have the state postal abbreviation, a letter and a number in either order, followed by 4 numbers.

To request these official sheep and goat tags, a flock or premises ID or both, please complete and return the Ohio Scrapie Tag Order Form or call 1-866-USDA-Tag (866-873-2824).

Producers and others who handle sheep or goats in commerce who need additional tags or want a different type or color of tag may purchase official plastic, metal or radio-frequency identification (RFID) tags directly from approved tag manufactures. A flock or Premises ID is required to order tags from these sources. A National Premises ID is also required to purchase official 840 RFID tags or implantable devices.

For those who use the APHIS-provided tags, please note that you will need to purchase a compatible applicator.

- Plastic Shearwell tags require the V6 Sheep SET Tag Applicator. Order forms for this applicator can be downloaded [here](#).
- Metal National Band and Tag official identification devices require the 505S applicator. This applicator is available for purchase from the National Band and Tag Company at (859) 261-2035.

A list of approved companies with approved is available on the [APHIS website](#). These ear tags and devices are approved for the official identification of sheep and goats in interstate commerce. There are restrictions on the use of implantable devices, refer to page 55 of the [National Scrapie Eradication Program Standards](#).

Note: SFCP tags may only be purchased by owners of flocks participating in the Scrapie Free Flock Certification Program. Regular program tags may be purchased by any producer who has a flock/premises ID.

Date

Business Name

Address

Address

Dear Business Name;

Hello. My name is Chris Clover and I am fourteen years old. I have been participating in the Licking County 4-H program for four years. I am taking a dairy feeder, two market goats, and a photography project through 4-H this year.

This year, I will be selling my dairy feeder Beau (named after Beau Duke in the original Dukes of Hazzard). Beau is a Holstein steer and is mostly black. I will also be selling my market goat Cupcake. Cupcake is a young female breeding doe. She is mostly boer (meat goat breed) and has a tan head and a white body. If you are interested in buying either of these animals, please attend the Hartford Fair on Saturday, August X. Enclosed, you will find more information about the sale, and a form that you can fill out if you would like to register as a buyer prior to the sale.

Thanks for your time!

Sincerely,

Chris Clover



2025 HARTFORD FAIR

4-H & FFA PROJECT SKILLATHON & INTERVIEW JUDGING SCHEDULE

4-H Beef Projects...

Contest: Sunday, August 3 @ 12:30 p.m. to 2:00 p.m. (Beef Barn/Grubb Arena)
Awards: Tuesday, August 5 - Market Steer Show (Grubb Arena)

4-H Dairy Cattle Projects...

Contest: Monday, August 4 @ 1:00 to 3:00 p.m. (Grubb Arena)
Awards: Tuesday, August 5 - Junior Dairy Show (Grubb Arena)

4-H Dairy Feeder Projects...

(New Date / Location!)
Contest: Sunday, July 27 @ 12:00—3:00 p.m. (Babcock Building)
Awards: Wednesday, August 6 - Dairy Feeder Show (Grubb Arena)

4-H Goat Projects...

Contest: Wednesday, August 6 @ 1:00 to 3:00 p.m. (4-H Center)
Awards: Saturday, August 9 @ 9:00 a.m. (B.Carr)

4-H Horse Projects...

Contest: Sunday, August 3 @ 12:00 to 2:00 p.m. (Horse Complex)
(skillathon only—project interviews held 8:00 a.m. daily)
Awards: Wednesday, August 6

4-H Poultry Projects...

Contest: Tuesday, August 5 @ 10:00 a.m. (Rabbit & Poultry Barn)
Awards: Saturday, August 9 @ 9:00 a.m. (B.Carr)

4-H Rabbit Projects...

Contest: Wednesday, August 6 @ 10:00 a.m. (Rabbit & Poultry Barn)
Awards: Saturday, August 9 @ 9:00 a.m. (B.Carr)

4-H Sheep Projects...

Contest: Sunday, August 3 @ 10:30 a.m. to 11:45 a.m. (4-H Center)
Awards: Wednesday, August 7 just prior to beginning of Market Lamb Show (Grubb Arena)

4-H Swine Projects...

Contest: Sunday, August 3 @ 11:00 a.m. (Swine Barn West Entrance)
Awards: Tuesday, August 5 @ Market Hog Show (Swine Barn Arena)

Members should plan to bring completed project books with them to the skillathon contest. While a member's project book may not be required in order to participate in skillathon contests, it does account for a substantial amount of points. Awards are presented for (1) skillathon performance, (2) personal interview score, and (3) project book score for completion.

UPDATED of 01.27.2025

Any necessary changes to this schedule will be announced / posted during the Hartford Fair.

DRUG USE NOTIFICATION FORM (DUNF)

Sections 1 through 9 must be completed prior to show

EXHIBITION / FAIR NAME: _____ **2 DIGIT FAIR CODE** _____

PRINT CLEARLY

1. EXHIBITOR/OWNER NAME _____

2. MAILING ADDRESS _____

Street, P.O. Box Number

EXHIBITOR
PHONE (____) _____

City, State, Zip

3. ANIMAL IDENTIFICATION NUMBER (Tag, Tattoo #, Legband)

4. ANIMAL SPECIES [CIRCLE ONE]
CATTLE HOGS SHEEP GOATS
OTHER (Specify) _____

5. ANIMAL DESCRIPTION
(BREED, SEX, COLOR, ETC.)

6. I AM A JUNIOR FAIR MARKET LIVESTOCK EXHIBITOR AND I HAVE ATTENDED OR COMPLETED A QUALITY ASSURANCE PROGRAM DURING THE LAST 12 MONTHS OR I HAVE TESTED OUT OF A PROGRAM WITHIN MY AGE BRACKET.

YES NO

7. I CERTIFY THE ABOVE ANIMAL TO BE FREE OF MEDICATION.

▲ IF YOU HAVE CHECKED THIS BOX, SIGN BELOW AND DO NOT COMPLETE THE TREATMENT CHART.

THE ABOVE ANIMAL HAS BEEN TREATED WITH MEDICATION FOR WHICH THE WITHDRAWAL PERIOD HAS NOT ELAPSED.

Complete the treatment chart below ▼

TREATMENT DATE	CONDITIONING TREATMENT	TREATMENT GIVEN				DATE WITHDRAWAL COMPLETE
		MEDICATION GIVEN (NAME OF MEDICATION)	AMOUNT (DOSE)	ROUTE (IM, IV, SQ, Oral)	INSTRUCTED WITHDRAWAL TIME (# DAYS)	

IF THIS IS AN EXTRA LABEL OR Rx DRUG, A VETERINARIAN MUST HAVE PRESCRIBED THE MEDICATION. LIST THE LICENSED VETERINARIAN'S NAME AND ADDRESS WHO PRESCRIBED OR DIRECTED THE TREATMENT:

VETERINARIAN NAME _____ STREET, P.O. BOX NUMBER _____ CITY, STATE, ZIP _____

8. EXHIBITOR/OWNER SIGNATURE _____ AGE: _____ DATE _____

9. PARENT/GUARDIAN SIGNATURE _____ DATE _____
(REQUIRED IF EXHIBITOR IS UNDER 18 YEARS OF AGE)

DISTRIBUTION by Records Official:
AGR DUNF (REV. 1/11)

WHITE FORM: REVIEW UPON COLLECTION AND IMMEDIATELY FORWARD TO ODA
YELLOW FORM: TO BE RETAINED BY THE DESIGNATED RECORDS OFFICIAL FOR ONE YEAR
PINK FORM: TO BE GIVEN TO THE OWNER/EXHIBITOR

CHAMPIONS WILL BE REQUIRED TO COMPLETE A NEW DUNF TO BE SUBMITTED WITH URINE/HAIR SAMPLES TO THE TESTING LABORATORY

General Preventive Health Recommendations for Animals Exhibited at the Hartford Independent Fair

Robert C. Krueger, DVM
Mount Vernon Animal Hospital – (740) 397.6958

It is encouraged that all participants have a current relationship with their veterinarian in order to foster the best preventive health care plan for their animals.

Please note: If your animal is under medical treatment at the fair, treatment must be overseen by the official Fair Veterinarian. Please report to the Veterinarian or the Fair Director to ensure compliance with tampering laws and exhibition rules.

Vaccination and internal parasite control must be administered at least 30 days prior to the start of the Fair.

Special Note to Market Animals: **All medications and vaccinations should be given under the guidance of a licensed veterinarian. All meat residues (withdrawal times) must be expired prior to exhibition. Consult your veterinarian for specific protocol recommendations and keep records of medication and dosages. These guidelines are to help protect the animals travelling into and out of the fairgrounds and to comply with residue avoidance guidelines.

Beef Cattle:

1. Vaccines: IBR, BRSV, BVD, PI3, Leptospirosis, Clostridial diseases(7) including Tetanus
2. Internal Parasite Control: On a preventive internal parasite protocol.**
3. External Parasite Control: Free of infectious external parasites and infections such as Lice, Mites, and Ringworm.

Dairy Cattle (including Dairy Feeder Calves):

1. Vaccines: IBR, BRSV, BVD, PI3, Leptospirosis, Clostridial diseases(7) including Tetanus
 - a. **Dairy Feeder Calves: Given at vaccination clinic as required (1st Saturday in June)
2. Internal Parasite Control: On a preventive internal parasite protocol.**
3. External Parasite Control: Free of infections external parasites and infections such as Lice, Mites, and Ringworm.
4. It is recommended that dairy heifers be dehorned prior to June 15th in order to allow complete healing prior to exhibition at the fair. (dehorning is not required of junior and intermediate heifers)

Goats:

1. Vaccines: Clostridium types C&D and Tetanus
2. Internal Parasite Control: On a preventive internal parasite protocol.**
3. External Parasite Control: Free of infections external parasites and infections such as Lice, Mites, and Ringworm.

Poultry:

1. Vaccines: Vary depending upon management protocol. Consult your veterinarian.
2. Internal Parasite Control: On a preventive internal parasite protocol.**
3. External Parasite Control: Free of infections external parasites and infections such as Lice, Mites, and Ringworm.

Rabbits:

1. Internal Parasite Control: On a preventive internal parasite protocol.**
2. External Parasite Control: Free of infections external parasites and infections such as Lice, Mites, and Ringworm.

Sheep:

1. Vaccines: Clostridium types C& D and Tetanus
2. Internal Parasite Control: On a preventive internal parasite protocol.**
3. External Parasite Control: Free of infectious external parasites and infections such as Lice, Mites, and Ringworm.

Swine:

1. Vaccines: Mycoplasma, Influenza, Erysipelas, Circovirus
2. Internal Parasite Control: On a preventive internal parasite protocol.**
3. External Parasite Control: Free of infectious external parasites and infections such as Lice, Mites, and Ringworm.

Equine – Horse / Pony:

1. Vaccines: West Nile Virus, Eastern Equine Encephalitis, Western Equine Encephalitis, Tetanus, Rhinopneumonitis (EHV 4/1), Equine Influenza, Rabies.
 - a. *These vaccines are required per fair rules.*
2. Internal Parasite Control: De-worming is individualized per horse/per stable environment. It is recommended that your horse maintain a Fecal Egg Count of < 200 epg. Consult your veterinarian for the best protocol for your individual horse.
3. External Parasite Control: Horses should be free of all infectious external parasites and infections such as Lice, Mites, and Ringworm.
4. Body Condition Score of $\geq 4/9$.

Canine:

1. Vaccines: Current Rabies, Distemper, Hepatitis (Adenovirus), Parvovirus, Parainfluenza, 4 way Leptospirosis, and Bordatella (Kennel Cough)
 - a. *These vaccines are required per fair rules.*
 - b. *Veterinarian's Certificate posted at www.licking.osu.edu > 4-H Youth Development > Member Resources*
2. Internal Parasite Control: Monthly heartworm and internal parasite control consistent with your veterinarian's recommendations for your dog.
3. External Parasite Control: Monthly prevention for fleas and ticks as well as free of all infectious external parasites and infections such as Lice, Mites, and Ringworm.
4. Body Condition Score of 2.5/5 minimum.