




2025 Hartford Fair Livestock Quality Assurance

Dairy / Dairy Feeder Project Packet



A colorful illustration of a farm scene. In the background, there are rolling green hills, a blue sky with white clouds and birds, and a farm building with a red roof. In the foreground, various farm animals are depicted: a white sheep, a brown cow, a pink pig, a white rabbit, a brown chicken, and a brown horse. A wooden fence runs across the middle ground.

Good Production Practices (GPPs) For Youth Livestock Producers

- GPP 1 Use an appropriate Veterinarian / Client / Patient Relationship (VCPR) as the Basis for Medication Decision Making.
- GPP 2 Establish and Implement an Efficient and Effective Health Management Plan.
- GPP 3 Use antibiotics responsibly.
- GPP 4 Properly Store and Administer Animal Health Products.
- GPP 5 Follow Proper Feed Processing Protocols.
- GPP 6 Establish Effective Identification, Medication Records, and Withdrawal Times.
- GPP 7 Practice Good Environmental Stewardship.**
- GPP 8 Maintain Proper Workplace Safety.
- GPP 9 Provide Proper Care to Improve Animal Well-Being.
- GPP 10 Utilize Tools for Continuous Improvement.

2025 Focus

2025 Hartford Independent Fair Junior Fair Livestock / Animal Requirement Summary

(Last Revision 01.20.2025)

	Exhibit Limit	Possession	Pre-Fair Weigh-In/Tagging	Licking County Quality Assurance (Must complete training annually) JUNE 1 st Deadline	Clinics	Entry Deadline	Animal Requirements	Health Requirements
Market Steer & Market Heifer	Maximum of 6 entries for Beef Division (Dept. 102/103/104/105) May only draw 1 animal from Pool to exhibit. Maximum of 6 entries for Beef Division (Dept. 102/103/104/105)	December 7 th Weigh-in Steer Pool Selection Date (November)	Must be weighed, tattooed, and tagged on Saturday, December 7, 2024 (8 - 11 a.m.) Grubb Arena, Fairgrounds) Fee: \$5 / RFID Tag (if needed) Completed during selection of steers.	March 20 Watkins H.S. / April 3 Ulta H.S. / April 16 Licking Valley H.S. / April 22 Northridge H.S. May 13 Johnston Middle School All programs held 6:30-8:30 p.m.	Attend regularly scheduled Steer Pool meetings	Entry deadline is Friday, June 27. Changes must be made prior to Friday July 18 late entry deadline.	All animals must be dehorned, and bulls castrated before December weigh-in. Must be 950 lbs. to sell	No health papers required. However, you must follow state guidelines. D.U.N.F. and U.P. feeding forms will be completed online prior to arrival to fairgrounds.
Steer Pool	May only draw 1 animal from Pool to exhibit. Maximum of 6 entries for Beef Division (Dept. 102/103/104/105)	Steer Pool Selection Date (November)	Completed during selection of steers.	March 20 Watkins H.S. / April 3 Ulta H.S. / April 16 Licking Valley H.S. / April 22 Northridge H.S. May 13 Johnston Middle School All programs held 6:30-8:30 p.m.	Attend regularly scheduled Steer Pool meetings	Entry deadline is Friday, June 27. Changes must be made prior to Friday July 18 late entry deadline.	Steer must sell at the fair. Carcass Contest will take place following the fair.	No health papers required. However, you must follow state guidelines. D.U.N.F. forms will be completed online prior to arrival to fairgrounds.
Beef Feeder Calf	Maximum of 6 entries for Beef Division (Dept. 102/103/104/105)	June 1 st	Must be tagged on Saturday, June 7 th (8:00–10:00 a.m.) Sheriff's Office – Fairgrounds. Fee: \$5 / RFID Tag (if needed)	March 20 Watkins H.S. / April 3 Ulta H.S. / April 16 Licking Valley H.S. / April 22 Northridge H.S. May 13 Johnston Middle School All programs held 6:30-8:30 p.m.		Entry deadline is Friday, June 27. Changes must be made prior to Friday July 18 late entry deadline.	Calves must weigh 300–700 lbs. to show for Champion (steers and heifers only) (Not a sale animal)	No health papers required. However, you must follow state guidelines.
Breeding Beef	Maximum of 6 entries for Beef Division (Dept. 102/103/104/105)	May 1	Breeding Beef project animals must have RFID tags and submit photos online by May 1, including side view and head view with ear tag identification.	March 20 Watkins H.S. / April 3 Ulta H.S. / April 16 Licking Valley H.S. / April 22 Northridge H.S. May 13 Johnston Middle School All programs held 6:30-8:30 p.m.		Entry deadline is Friday, June 27. Changes must be made prior to Friday July 18 late entry deadline.	All breeds, except crossbreeds, must be registered to show for special premiums. Registration papers will be checked at fair. (Not a sale animal)	No health papers required. However, you must follow state guidelines.
Dairy Feeder Calf	Maximum of 6 entries for Beef Division (Dept. 102/103/104/105)	May 1	Must be weighed, tagged and vaccinated on Saturday, June 7 (8 a.m. - 11:00 a.m.) Grubb Arena, Hartford Fairgrounds Fee: \$10 / animal **Must be dehorned / castrated prior to June 1. In order to be tagged **	March 20 Watkins H.S. / April 3 Ulta H.S. / April 16 Licking Valley H.S. / April 22 Northridge H.S. May 13 Johnston Middle School All programs held 6:30-8:30 p.m.		Entry deadline is Friday, June 27. Changes must be made prior to Friday July 18 late entry deadline.	Calf must be 100%-Holstein or Brown Swiss. Calf must be dehorned, and castrated PRIOR to weigh-in. Must weigh 400-650 lbs. to sell through junior fair sale.	No health papers required. However, you must follow state guidelines. D.U.N.F. and U.P. feeding forms will be completed online prior to arrival to fairgrounds.
Dairy Cattle	No limit as to the number of dairy entries	May 1	N/A	March 20 Watkins H.S. / April 3 Ulta H.S. / April 16 Licking Valley H.S. / April 22 Northridge H.S. May 13 Johnston Middle School All programs held 6:30-8:30 p.m.		Entry deadline is Friday, June 27. Changes must be made prior to Friday July 18 late entry deadline.	No horns permitted (except on junior and intermediate heifers). (Not a sale animal)	No health papers required. However, you must follow state guidelines.
Market Hogs	May exhibit up to 2 animals per exhibitor	May 1	Market Hog ID materials must be submitted online by no later than May 15. Photos must show RFID tag number. RFID tag number must be used for all official ID purposes.	March 20 Watkins H.S. / April 3 Ulta H.S. / April 16 Licking Valley H.S. / April 22 Northridge H.S. May 13 Johnston Middle School All programs held 6:30-8:30 p.m.		Entry deadline is Friday, June 27. Changes must be made prior to Friday July 18 late entry deadline.	Min. of 200 lbs. to sell / 220-290 lbs. to show for Champion. Any breed / cross. Gilts and barrows allowed. Clipping discouraged – hair must meet ODA Rev. Code Terminal Sale.	Must have RFID tag by May 15 and be documented in photo submission. No health papers required. However, you must follow state guidelines. D.U.N.F. forms will be completed online after tagging upon arrival to fairgrounds.
Market Lambs	May exhibit up to 5 animals (1 pen of two and 3 singles) NOTE: Can't be shown in Breeding Sheep show during Hartford Fair.	May 1	Tagging on May 17 (9 a.m. – 12 p.m.) Sheriff Office, Hartford Fairgrounds Up to 6 lambs may be tagged at that time. Fee: \$3 per animal. Scrapiers tags required! Online pre-registration required. (New!)	March 20 Watkins H.S. / April 3 Ulta H.S. / April 16 Licking Valley H.S. / April 22 Northridge H.S. May 13 Johnston Middle School All programs held 6:30-8:30 p.m.		Entry deadline is Friday, June 27. Changes must be made prior to Friday July 18 late entry deadline.	No rams allowed. MUST be sick shorn one week or less prior to the fair. All lambs must weigh min. of 95 lbs. (except Southdown / Cheviots 85 lbs.).	Must have USDA approved Scrapies tag. No health papers required. However, you must follow state guidelines. D.U.N.F. and U.P. feeding forms will be completed online prior to arrival to fairgrounds.
Market Lamb Pool	May select / exhibit up to two lambs. (Counts toward max of 5 that will be shown in Dept 108 Market Lamb)	Lamb Pool Selection will take place May 4 @ 3pm (Claylick Run Farm) Pre-registration required.	Completed during selection of lambs. NOTE: Lamb Pool application deadline is April 20.	March 20 Watkins H.S. / April 3 Ulta H.S. / April 16 Licking Valley H.S. / April 22 Northridge H.S. May 13 Johnston Middle School All programs held 6:30-8:30 p.m.		Entry deadline is Friday, June 27. Changes must be made prior to Friday July 18 late entry deadline.	Lambs must come through the Lamb Pool offered by the Licking County Sheep Improvement Association. MUST be sick shorn one week or less prior to the fair. Lambs must weigh min. of 95 lbs.	Must have USDA approved Scrapies tag. No health papers required. However, you must follow state guidelines. D.U.N.F. and U.P. feeding forms will be completed online prior to arrival to fairgrounds.
Breeding Sheep	May exhibit up to 5 entries in Junior Fair.	May 1	N/A Scrapiers tags are required for identification.	March 20 Watkins H.S. / April 3 Ulta H.S. / April 16 Licking Valley H.S. / April 22 Northridge H.S. May 13 Johnston Middle School All programs held 6:30-8:30 p.m.		Entry deadline is Friday, June 27. Changes must be made prior to Friday July 18 late entry deadline.	May show ewes or rams. (Not a sale animal)	Must have USDA approved Scrapies tag. No health papers required. However, you must follow state guidelines.

	Exhibit Limit	Possession	Pre-Fair Weigh-In/Tagging	Licking County Quality Assurance (Must complete training annually) JUNE 1 st Deadline	Clinics	Entries	Animal Requirements	Health Requirements
Market Goats	May exhibit up to 2 animals.	May 1 st	Tagging on May 17 (10 a.m.-12 p.m.) Goat Barn, Hartford Fairgrounds Fee: \$2 / animal May tag up to 6 animals. Scrapies tags required. <i>Online pre-registration required. (New!)</i>	March 20 Watkins H.S. / April 3 Utica H.S. / April 16 Licking Valley H.S. / April 22 Northridge H.S. May 13 Johnstown Middle School All programs held 6:30-8:30 p.m.	Goats R US 4-H Club will host workshops on May 29 and June 26 (6pm) at the Hartford Fairgrounds that are open to any youth. Contact: Laney McLaughlin # 740.927.4790	Entry deadline is Friday, June 27. Changes must be made prior to Friday July 18 late entry deadline.	Minimum of 45 lbs. to sell. MUST be sick shorn one week or less prior to the fair. Only goats entered in Junior Fair may stay on the grounds.	Must have USDA approved Scrapies identification in all goats (ear tag / microchip / tattoo / registration papers). No health papers required. However, you must follow state guidelines. D.U.N.F. and U.P. feeding forms will be completed online prior to arrival to fairgrounds.
Breeding Goats	May exhibit up to 6 animals (any market goat entries count toward this total of six entries within the goat department)	May 1	N/A	March 20 Watkins H.S. / April 3 Utica H.S. / April 16 Licking Valley H.S. / April 22 Northridge H.S. May 13 Johnstown Middle School All programs held 6:30-8:30 p.m.	Goats R US 4-H Club will host workshops on May 29 and June 26 (6pm) at the Hartford Fairgrounds that are open to any youth. Contact: Laney McLaughlin # 740.927.4790	Entry deadline is Friday, June 27. Changes must be made prior to Friday July 18 late entry deadline.	No horned goats permitted in dairy classes. No bucks permitted. (Not a sale animal) Only goats entered in Junior Fair may stay on the grounds.	Must have USDA approved Scrapies identification in all goats (ear tag / microchip / tattoo / registration papers). No health papers required. However, you must follow state guidelines.
Market Rabbits	Max of 2 per lot, which counts toward max of 6 entries for Market and Breeding Rabbits.	30 days preceding fair	Registration/Tattooing July 12 (10 a.m. - 2 p.m.) Beef Barn, Hartford Fairgrounds Fee: \$1 / animal	March 20 Watkins H.S. / April 3 Utica H.S. / April 16 Licking Valley H.S. / April 22 Northridge H.S. May 13 Johnstown Middle School All programs held 6:30-8:30 p.m.	Rabbit & Poultry Clinic & Fun Show - Details TBAI	Entry deadline is Friday, June 27. Changes must be made prior to Friday July 18 late entry deadline.	Single fryer / pen of three rabbits min 3 ½ lbs. / max 5 ½ lbs. 69 days old each at show	No health papers required. However, you must follow state guidelines. D.U.N.F. forms will be completed online prior to arrival to fairgrounds.
Breeding Rabbits	Max of 2 per lot, which counts toward max of 6 entries for Market and Breeding Rabbits.	May 1	Sr. Rabbits - May 17 (10 a.m. - 2 p.m.) Beef Barn, Fairgrounds Jr Rabbits - July 12 (10 a.m. - 2 p.m.) Beef Barn, Fairgrounds Fee: \$1 / animal	March 20 Watkins H.S. / April 3 Utica H.S. / April 16 Licking Valley H.S. / April 22 Northridge H.S. May 13 Johnstown Middle School All programs held 6:30-8:30 p.m.	Rabbit & Poultry Clinic & Fun Show - Details TBAI	Entry deadline is Friday, June 27. Changes must be made prior to Friday July 18 late entry deadline.	(Not a sale animal)	No health papers required. However, you must follow state guidelines.
Meat Poultry (broilers / turkeys / ducks)	Max of 2 per lot, which counts toward max of 6 entries for Market Poultry. Meat turkeys, chickens and ducks must be purchased through a Hartford Fair Poultry Pool.	Meat turkeys / chickens / ducks must be purchased through Hartford Fair Poultry Pool.	Turkeys are banded May 17 (10 a.m. - 2 p.m.) Beef Barn, Hartford Fairgrounds All other Meat Poultry - Wing Banding July 12 (10 a.m. - 2 p.m.) Beef Barn, Hartford Fairgrounds Fee: \$1 / entry	March 20 Watkins H.S. / April 3 Utica H.S. / April 16 Licking Valley H.S. / April 22 Northridge H.S. May 13 Johnstown Middle School All programs held 6:30-8:30 p.m.	Rabbit & Poultry Clinic & Fun Show - Details TBAI	Entry deadline is Friday, June 27. Changes must be made prior to Friday July 18 late entry deadline.	Meat chicken/single broiler/pen of three birds must weigh between 5 and 8 lbs. Meat turkeys, chickens and ducks must be purchased through Hartford Fair Poultry Pool.	D.U.N.F. forms will be completed online prior to arrival to fairgrounds.
Breeding Poultry	Max of 2 per lot, which counts toward max of 6 entries for Market Poultry.	May 1	Wing Banding May 17 (10 a.m. - 2 p.m.) Beef Barn, Hartford Fairgrounds Fee: \$1 / entry	March 20 Watkins H.S. / April 3 Utica H.S. / April 16 Licking Valley H.S. / April 22 Northridge H.S. May 13 Johnstown Middle School All programs held 6:30-8:30 p.m.	Rabbit & Poultry Clinic & Fun Show - Details TBAI	Entry deadline is Friday, June 27. Changes must be made prior to Friday July 18 late entry deadline.	(Not a sale animal)	All turkeys must be Pollorum tested by a veterinarian. Health papers must be presented upon arrival to barn.
Dogs	May exhibit up to 6 Dogs; max of 6 entries.	April 1 Must be owned by exhibitor or immediate family	N/A	No Quality Assurance Program required for this species in 2025.		Entry deadline is Friday, June 27. Changes must be made prior to Friday July 18 late entry deadline.	Need certificate of license & dog license tag to register. Dog must be older than 6 mos. at time of show. Dogs in heat may not be shown.	Hartford Fair Certificate of Vaccination form required. (available through Licking County 4-H Club Advisors and the Licking County Extension Office website)
Llamas	May exhibit up to 6 Llamas; max of 6 entries.	May 1	N/A	No Quality Assurance Program required for this species in 2025.		Entry deadline is Friday, June 27. Changes must be made prior to Friday July 18 late entry deadline.	(Not a sale animal) Haul-in only. Temporary stalling will be provided day of show.	No health papers required. However, you must follow state guidelines.
Equine (Horse & Pony)	May exhibit up to 6 animals (may only stall 1 animal) NOTE: All horses and ponies must have a Body Condition Score (BCS) of at least "4" to be exhibited at 4-H events and shows.	Licking County exhibitors submit by April 25 to the LCA-HH&PC Knox & Delaware exhibitors submit by April 25 to Hartford Fair Office	N/A	All Equine members must complete EquisTEP training program by June 1 st . (go.osu.edu/EquisTEP2025)	Licking County Pony measurements made by appointment prior to April 10. Contact Nancy Arledge (#614-989-5717). An educational clinic will be held April 26, sponsored by the Licking County 4-H Horse & Pony Council.	Entry deadline is Friday, June 27. Changes must be made prior to Friday July 18 late entry deadline.	(Not a sale animal) Pre-entry for classes is required. All classes must be entered by fair entry deadline.	Required Vaccinations: West Nile Combo (includes Tetanus), Rhino/Flu, and Equine Rabies. Health papers must be presented at Vet Check Point & Horse Project Grading. Veterinarian certificate and DUNF required for any and all medications with unexpired withdrawal period.

For all species divisions which are listed on this form, the youth member must be currently enrolled in the respective appropriate project in either Licking, Knox, or Delaware County 4-H / FFA/Steer Pool programs. The project must be carried through the county of which the youth is a 4-H or FFA member in good standing. Licking, Knox and Delaware County members are encouraged to attend a Quality Assurance Program within their county of membership.

Project Enrollment for 4-H and FFA Members and Showing Animals

- ✓ Ohio 4-H members are sometimes also FFA members. To keep work in both organizations clearly separate, members are advised to take a different species in each organization or, at the very least, to take market animals in one and breeding animals in the other.

	4-H	FFA
Allowable	Breeding Gilt	Market Hog
Allowable	Market Steer	Market Hog
Not Allowable	Market Lamb	Market Lamb



Photos courtesy of the Ohio State Fair.



Information

For questions about Ohio State Fair entries, rules, and deadlines please visit <https://ohiostatefair.com/livestock/>

For additional livestock project resources and scrapie information, please visit <https://go.osu.edu/livestock>

For questions related to statewide Quality Assurance policies please contact:

Elizabeth Duling, Food Animal Specialist, share.8@osu.edu



Ohio State University Extension
 Department of Animal Sciences
 Animal Sciences Building Room 222
 2029 Fyffe Road
 Columbus, Ohio 43210
 Phone: 614-292-0589
 Visit us online at: <http://www.ohio4h.org>

 **THE OHIO STATE UNIVERSITY**
 COLLEGE OF FOOD, AGRICULTURAL,
 AND ENVIRONMENTAL SCIENCES

CFAES provides research and related educational programs to clientele on a nondiscriminatory basis. For more information, visit cfaesdiversity.osu.edu. For an accessible format of this publication, visit cfaes.osu.edu/accessibility.

Requirements of Livestock Projects for Exhibition in Ohio Fairs



Requirements of County 4-H Educators

When youth livestock project members are required to attend Quality Assurance, ensure that:

- ✓ Members are in good standing
 - Check with club advisor to make sure they have met club requirements to be in good standing.
- ✓ Youth have completed QA at least 45 days prior to the START of the fair (not the show day)
 - For example, if the opening day of the fair is July 20, but a youth doesn't show until July 23, QA must be completed by the youth at least 45 days prior to July 20.
 - ***If the fair takes place after the Ohio State Fair, and a youth wants to exhibit at the Ohio State Fair, they must complete QA 45 days prior to the opening day of the Ohio State Fair to be eligible to participate.***

- ✓ Members are enrolled in the appropriate project corresponding to the class/animal they are entering
 - For example, youth must be enrolled in a market beef project to enter for a market steer/market heifer class.
 - A youth CANNOT be enrolled in only beef breeding and take a market heifer to the fair.

Requirements for Parents/Guardians/Advisors and Youth

Make sure that children/club member(s) entering livestock at the county and/or Ohio State Fair:

- ✓ Are members in good standing
 - Have they met your club standards (attendance, forms filled out, enrolled in the proper projects, etc).
- ✓ Have completed QA at least 45 days prior to the START of the fair (not the show day)
 - For example, if the opening day of the fair is July 20, but the youth doesn't show until July 23, QA must be completed by the youth at least 45 days prior to July 20.
 - ***If the fair takes place after the Ohio State Fair, and the youth wants to exhibit at the Ohio State Fair, they must complete QA 45 days prior to the start of the Ohio State Fair to be eligible to participate.***

- ✓ Are enrolled in the appropriate project corresponding to the class/animal they are entering
 - For example, youth must be enrolled in a market beef project to enter a market steer/market heifer class.
 - A youth CANNOT be enrolled in only beef breeding and take a market heifer to the fair.

Requirements for Parents/Guardians/Advisors and Youth

- ✓ Have the project animal(s) in their possession by the approved dates (refer to county/state fair rules) and is properly tagged/identified
 - For example, beef exhibitors for the Ohio State Fair must send a DNA sample and register EID tag by January 15 to be eligible for entry.
 - County fairs will require tagging/tattoo days for market animals.
 - Sheep and goats must have scrapie tags/identification per USDA.

- ✓ Have registered/entered in the correct classes by the posted deadlines for the event.

- ✓ Understand and comply with fair rules and regulations.



For questions about project requirements, Quality Assurance dates/requirements, fair requirements, and county-related rules, please contact your county 4-H Extension Educator. Contact information can be found at licking.osu.edu.

2025 HARTFORD SENIOR FAIR BOARD

POINTS OF IMPORTANCE

VARIOUS ANIMAL UPDATES AND REMINDERS...

— BEEF CATTLE.

- Beef Feeder Calves must be in the possession of the exhibitor by June 1st and must attend check-in at the Hartford Fairgrounds on Saturday, June 7th. Calves should have RFID tags in place by June 7th, or can purchase a tag at check-in for \$5.00
- Breeding Beef project animals must be in the possession of the member by May 1st, have an RFID tag in place, and upload a side-view and front-view photos (with tag visible) by May 1st.
- Market Steer & Heifer Bred and Owned animals will be showing in their own respective classes in 2025. Bred and Owned entries will have an overall top five. The Champion Bred and Owned will then compete for the overall Market Champion. During the entry process you must select the Bred and Owned classes when appropriate. All Bred and Owned rules still apply.
- New this year, we are hoping to have a fitting contest for exhibitors. Date, time and rules are yet to be determined.

— DAIRY CATTLE.

- Dairy Judging Contest will begin at 11:00 a.m. on Monday, August 4th.
- Dairy Skillathon will be held 1-3:00 p.m. on Monday, August 4th.

— DAIRY FEEDERS.

- Dairy Feeder calves may be only of 100% Holstein or Brown Swiss breeding.
- Weigh-in on June 7th will run from 8:00 - 11:00 a.m. The weigh-in will also include an independent assessor whose task will be to identify calves that may require DNA testing, to verify Holstein / Brown Swiss breeding. A clinic and show will be offered following the weigh-in.
- The Dairy Feeder Skillathon is going to be offered ahead of the fair on Sunday, July 27th. Be watching for additional details!

— GOATS.

- All goats must have approved Scrapies identification!
- Only goats entered in Junior Fair classes may stay on the grounds.
- All market goats must be in the possession of the exhibitor by May 1st and attend weigh-in / tagging on May 17th. An online registration will be provided in advance of tagging. All goats are required to be pre-registered into the survey by noon on May 15th.

○

— HORSE.

- Horse Skillathon will begin at noon on Sunday, August 4th, so as to allow for exhibitors to complete Skillathon prior to Groom and Clean Contest getting underway.

— **MARKET LAMBS.**

- All market lambs must have USDA approved Scrapies tag identification at the time of tagging on May 17th.
- All market lambs must be in the possession of the exhibitor by May 1st and attend tagging on May 17th to be tagged with a fair tag. An online registration will be provided in advance of tagging. All lambs are required to be pre-registered into the survey by noon on May 15th.
- Market Lamb / Lamb Pool exhibitors must use a market lamb consigned in their own name for showmanship classes, and the same lamb must be shown through all classes.
- Bred & Owned market lambs will be a specific class entry this year. Lambs to be shown as Bred & Owned must be tagged as such during tagging on May 17th and entered as Bred & Owned market lambs during the fair entry process.

— **BREEDING SHEEP.**

- All breeding sheep project animals must have USDA approved Scrapies tags.

— **RABBITS & POULTRY.**

- May registration day moved to third Saturday in May – May 17th.
- Rabbit & Poultry exhibitors must complete DUNF forms ahead of arriving to the fairgrounds or will not be allowed to weigh-in on day of show!
- SPECIAL NOTE: All Poultry project members are encouraged to carry at least one additional project, in case there were to be limitations placed on exhibiting poultry at the fair. This would allow the member an opportunity to continue as a Junior Fair exhibitor, regardless of poultry limitations.

— **MARKET HOGS.**

- All hogs must be tagged with an 840 RFID tag prior to the May 15th Market Hog ID submission deadline. Tags will be available at the Fair Office for purchase. Taggers will be available for use, with a deposit.
- If your hog(s) already has an 840 RFID tag, there is no need to re-tag. The 15-digit number on the 840 RFID tag will be used for the fair. Tag must be legible in the headshot picture of your ID submission. See Hartford Fair website for additional details information.
- Hog Identification photos are required of all junior fair hogs and will be uploaded directly into FairEntry. Photos must be submitted online by 11:59 p.m. May 15th – one of the photos must include official tag with number that is readable. Up to four (4) hogs may be identified. If photos are not entered by May 15th, the hog is ineligible to make entry to the fair and thus is ineligible to show or sell.
- All hogs consigned to sale will be sent to the packer on either Tuesday night or Wednesday. All youth participating in the sale must send one hog on the trailer. Hogs will not be present during the hog sale on Thursday.
- Any youth bringing a second hog for exhibition will be responsible for removing that hog from the fairgrounds on Friday. These hogs are also eligible to be shown in the open market hog show on Friday.
- All pens should be cleaned by exhibitors at the time that their hog is removed from the grounds, with absolutely all pens being cleaned by the end of the day on Friday.

— **GENERAL JUNIOR FAIR LIVESTOCK.**

- Please be aware that section 901-19 of the Ohio Revised Code provides rules pertaining to junior fair exhibition of livestock. All rules will be enforced, and families are responsible for reviewing and understanding these rules prior to entry and exhibition. These rules are also posted on the Hartford Fair website, Fair Premium Book, and are available on the Ohio Department of Agriculture website. should you have questions, be sure to ask!
- Junior Fair entries will be made ONLINE through FairEntry system
- Junior Fair Exhibitors will enter their SHOWMANSHIP classes as a part of the entry process ahead of June 27th. This will allow classes to be split into appropriate sizes ahead of the fair.
- All market animal exhibitors must complete their Drug Use Notification Form (DUNF) online by 11:59 p.m. on Friday, August 3rd. Market Hogs will be able to complete their forms ahead of arriving to the fair, as tags must be in place by May 15th.

FACILITIES AND BARN SAFETY.

- No floor fans will be permitted in the barn areas. All fans must be hung, for the safety of small children.
- No fans, beyond those that are installed in the barn, will be allowed in the Kohman Wing during the fair.
- Electrical cords must be good repair and in a safe condition. Unsafe cords will be confiscated.

LIVESTOCK SALES.

- Large Animal Sale will begin at 10:00 a.m. on Saturday, August 9th
- Small Animal Sale will begin at 10:30 a.m. on Saturday, August 9th.
- Market Goats will move to the Large Animal Sale, and will be the final species to sell in 2025.
- Sales commission charged is increasing from 2% to 3% in 2025. This commission is used for marketing the sale, managing the sale, and costs associated with preparing and mailing checks following the sale.
- Livestock sales checks will be mailed no earlier than 30 days following the sale. All checks will be mailed, no checks will be held for pick-up! There will be a \$35 charge to re-issue a check with a stale date past the 60 days cashing period.

...AND OTHER ITEMS.

- Entries are due by 11:59 p.m. on Friday, June 27th, with late entries being due by 11:59 p.m. on Friday, July 18th. Exhibitors will be expected to review their entries online to ensure that they are accurate.
- Be sure to stay up to date through the Hartford Fair website and Facebook pages.

- Junior Fair Exhibitors and Advisors...
 - ID Cards will be issued, with exhibitors and advisors being required to provide a photo by no later than June 27th. Exhibitors will submit their photo during the entry process in FairEntry, while Advisors will be asked to submit their photos by email, as a club / chapter. Additional details will be shared later in the year by email as well as through the website!
 - This ID card will serve as gate entry pass, as well as identification at the premium bank.

Updated 03.04.2025



2025 Hartford Independent Fair

Department 104 – Junior Fair Dairy Feeder Steer

Dairy Feeder Steer Project Guidelines...

- Pre-Fair Registration to be held Saturday, June 7th (8:00 a.m. – 11:00 a.m.) in the west end of Grubb Arena. Trailers will enter the grounds through the Gate D / D2 and then pull along the north side of Grubb to enter line for unloading / processing. Cost to the member will be \$10 per animal (cash accepted; checks can be made payable to Mount Vernon Animal Hospital). Only steers completing this registration process will be eligible to exhibit in Dairy Feeder classes at the Hartford Fair. All steers must be haltered in order to be moved through the vaccination, tagging, and weigh-in process.
 - All calves MUST be castrated and dehorned PRIOR TO ARRIVING to weigh-in on June 7th.
 - A vaccination program will be administered by licensed veterinarian. Vaccine cost will be \$9.00 per calf. Vaccinations will likely include:
 - Blackleg, pinkeye, respiratory series (IBR / BVD / PI3 / BRSB / Pastorella)
 - Lice, grubs and wormer
 - No boosters will be required
 - Steers will be tagged with an official 2025 Hartford Fair ear tag at a cost of \$1.00.
 - All Steers must be of 100% Holstein or Brown Swiss breeding.
 - Calves being weighed for the dairy feeder project on June 1st will be evaluated by an independent third party. Calves that are questionable in regard to the rule requiring 100% Holstein or Brown Swiss genetics will be identified and tissue samples will be taken for genetic testing. Testing will be at the owner's expense. Cost of the test will be reimbursed to the owner(s) of calves that meet the genetic requirement. Calves not meeting the genetic requirement will be ineligible to show in the dairy feeder show at the Hartford Fair and will not be eligible to sell in the Junior Fair sale. For those exhibitors unable to show in the dairy feeder show, there will be a class for them to exhibit and earn a premium.
 - The veterinarian, Senior Fair Board Member(s), and project volunteers will assist in observing calves that day and will provide suggestions to members regarding any concerns.
 - Weights will be taken for each calf. Rate of gain awards will be announced during the fair with awards being presented to the exhibitors owning the five highest gaining steers.

Additional Information...

- **Dairy Feeder Steer Barn Meeting – Hartford Fair**
 - Barn meeting will be held the first Sunday (August 3rd) of the fair.

PLEASE NOTE: Dairy Feeder Calf project members wishing to show in the Ohio State Fair Dairy Feeder Show will utilize their Hartford Fair tag # when submitting OSF entry forms by June 20th.

For additional information, please feel free to contact Leanne Rex.
740.587.0721 / rmoonmeadow@netscape.net

Licking County 4-H Dairy Cattle & Dairy Feeder Calf Livestock Quality Assurance Program March 8, 2025

GPP #7: Practice good environmental stewardship.

We have only one earth to live on and we need to take steps to preserve it for future generations. Also, we need to be attuned to the needs of the environment and the concerns of our neighbors. Three areas of concern are air quality, water quality, and soil quality and protection.

AIR QUALITY

1. Direct particulate pollution: These include dust from crop production, feed mixing, truck and machinery traffic, and wind erosion. Dust may be from soil particles, chemicals, exhaust fumes, or smoke among other things. Breathing these fumes or dusts damage the lungs and make breathing difficult and can even cause respiratory failure and death. Lastly neighbors don't want dust all over their possessions.
2. Odor: Odors are offensive to many non-farm neighbors. No one likes to smell something offensive every time they go outside. Landscaping can help as can planning new construction away from houses, businesses, schools, and churches. Hosting get-togethers for neighbors can help as can asking them to let you know if they are planning a large outdoor event {like a wedding, reunion, or party}. Then you can attempt to plan around their needs or at least explain if it is impossible.
3. Greenhouse Gases These are a necessary part of agriculture and farmers should educate themselves in ways to reduce them. Some ways are cleaner fuels, proper fertilization, proper animal nutrition and containment, and efficient manure management. Greenhouse gases are partially responsible for global warming. Other pollution is another component. Some pollutants come from fossil fuel uses.

WATER QUALITY

Good clean water is necessary for life. No one can make more water, so we need to take care of what we have. We can do this by keeping it clean and free of pollutants. Runoff caused by careless and or inaccurate fertilizer or manure applications can and do end up in the waterways through surface runoff and plant nutrients leaching into tile lines and ground water.

Manure management A plan must be in place to keep manure out of waterways. Manure should not be applied when conditions are conducive to excessive run off. Buffer zones are needed along waterways to contain and use any runoff that does occur. Buffer zones are comprised of grasses chosen to catch the runoff and use the nutrients it contains. Livestock should not be allowed to gather in mass in waterways.

Nutrient management plan: Producers need to know the nutrient content of the manure spread on their fields to apply the amount needed by the crop. Ore livestock means more land is needed for manure disposal. Runoff from concrete feedlots must be contained. Rainwater falling on these lots must not be allowed to get into field tiles. Milk house waste must be kept separate from manure storage and must be kept out of the water system. For a responsible plan for water quality to be implemented, there must be a Nutrient Management Plan, a Waste Management Plan and a milk house maintenance and operation checklist. These must be included in the S. O. P. and all employees trained.

SOIL PROTECTION AND CONSERVATION

- Soil must be healthy to be productive. It takes hundreds of years for an inch of topsoil to be made. Only the topsoil supports productive plant growth.
- We must protect the soil from wind and water erosion as well as chemical contamination. Keeping soil covered with plant life, whether living or residue holds the soil in place. It also helps keep moisture in the soil.
- Soil left bare is also subject to wind erosion, as was experienced in the great dust bowl of the 1930's. Drought can also cause dust bowl conditions. Drought can also lead to wildfires that can leave slopes bare and subject to mudslide. Cover crops protect the soil over the winter and in times of drought. Waterways should have grass and deep-rooted plants, such as legumes, planted along the banks to minimize erosion during floods.
- We have the power to make decisions that will affect the future of our earth. It is our duty to educate ourselves to make the wisest decisions for the future of our world. This is environmental stewardship and it's in our hands to make the right choices!

GGP #8: Maintain proper workplace safety

We all realize that working on a farm and with livestock can be dangerous and even deadly! I am sure each of you know someone who was killed or severely injured in a farm accident, it may even have been a family member. Some were youths and some were adults. Many accidents could have been prevented if everyone was trained in farm safety procedures and heeded that training and by attempting only age-appropriate assignments, Safe and healthy people are essential for a profitable farming business.

Dairy farming is a hazardous occupation. Cows can be dangerous! Equipment can be deadly! People make mistakes. In order to reduce the danger, the following must be done:

1. Find the hazards in consultation with family and employees.
2. Assess the risks and prioritize what poses the most danger.
3. Fix the hazards. Fixing may include training all people involved in some instances. Other hazards may require repair or remodeling.

Good housekeeping eliminates many hazards. Some areas to assess include livestock handling, design of livestock areas, confined areas, effluent storage, chemical exposure, traffic patterns, and equipment maintenance.

Design or retrofit facilities to minimize exposure to, and accidents caused by slips and falls, exposures to chemical and hot water burns. Have man passes to allow handlers to escape dangerous livestock. Make alleyways the correct width to prevent animals from turning around and crushing people. If at all possible, make people lanes outside the cow lanes.

Train workers in proper ways to handle livestock. Make sure you work slowly and quietly. Do not hit the animals. If you or the animals become agitated back off and regroup. Prior to working animals look over the route to remove hazards and escape routes. Familiarize yourself with animal flight zones. Learn to think like a cow and watch how more experienced handlers work. Especially remember bulls, cows in heat, and mothers

with babies can be unpredictable and dangerous. Do not go in a pen with them without adult supervision. NEVER get between a cow and her calf.

Provide safe places for children to play away from livestock and equipment. Train employees to be vigilant in watching for people and animals when driving equipment. Keep chemicals away from children and untrained employees. If possible, keep their storage area locked. Post appropriate warning signs in hazardous areas. There are federal laws dictating age limits for hazardous jobs on the farm. These laws should be posted and reviewed with all employees.

If bulls are present, keep them confined to minimize human interaction. Provide escape routes that do not include climbing over fences. Mothers of newborns are very unpredictable. If possible, remove the mother before touching the calf. Allow only trained adults to go in with a bull or a mother with a newborn or any agitated or aggressive animal.

If a person falls in a manure pit, lagoon, or even a milk tank, that person can drown before being rescued. Fumes from manure pits are notoriously deadly. Grain bins are a danger zone. Augers and belts can entangle clothes and limbs literally ripping them from the body. NEVER go in a grain bin without a safety harness and a spotter within sight on the outside. Only adults with proper training and equipment should ever enter a grain bin. Silos may contain deadly poisonous gases. Silo unloaders must have power locked off before entering a silo. Even bunker silage storage can be dangerous. There may be deadly mold present, or the feeding face may collapse on you.

The following are other areas of safety concern:

- ZONOSIS: Several diseases can be transferred from animals to people. Examples include ringworm, salmonella, leptospirosis, e- coli and parasites such as mites, coccidian, and cryptosporidium. Train employees in personal protection procedures and use them yourself.
- NOISE Loss of hearing is caused by exposure to loud repetitive noises, provide ear protection and properly maintain equipment.
- EXTREME TEMPERATURE: In summer people can suffer heat exhaustion or heat stroke. Provide breaks with plentiful water and shade. Watch for symptoms such as lethargy, slurred speech, or loss of coordination. Professional assistance may be needed. Quickly get the victim into a cool area. Winter's danger includes frost bite and hypothermia. Provide proper footwear and gloves. Have heated areas to warm up. Quick medical intervention is needed for both these conditions.
- SLIPS AND TRIPS: Everyone should wear anti slip foot ware and use slip proof mats. Good housekeeping daily removes many hazards. Keep hoses and electrical cords secured.
- CHILDREN: Don't leave children by themselves. Design childproof storage for chemicals. Supervise! Supervise! Supervise! Match the task to the maturity of the child. Remove or lock ladder access to silos and grain bins. Have a safe fenced area for young children.
- MANUAL HANDLING (lifting and carrying): Assess if there is a safer way. Learn proper lifting technique. Use mechanical means if safe and feasible.
- ELECTRICITY: Electricity and water do not mix! Keep cords out of water and use waterproof switches. Do not touch electrical equipment while standing in water. Provide emergency stop buttons when

possible. Keep wiring out of reach of livestock. Watch out for overhead and buried wires. Promptly replace any damaged wiring. Keep combustibles away from electric and lightbulbs.

- HEIGHTS: Keep ladders in good repair and use care in their placement. When possible, use enclosed ladders. Use enclosed bucket lifts when feasible. When working on roofs use a safety harness.
- TRAFFIC AND MACHINERY: Both can cause bodily and property damage by run overs. Watch for obstructions and living things. Be especially careful around blind spots. Always operate at safe speeds. Properly maintain all shields and guards. Train all to spot safety issues and correct or report.

ALWAYS REMEMBER MURPHY'S LAW: Whatever can go wrong, will go wrong. Be prepared!

The following must be provided by livestock producers:

- Training for employees and family
- Written safety and policy handbook including procedure
- Safety signs
- A stocked first aid kit
- Breathing protection
- Emergency eyewash and shower
- Gloves and protective clothing
- Protection for children and pets
- Emergency contact information including names and phone numbers prominently displayed
- Written material must be in native language of the reader

What should you do if despite everything an accident happens? DON'T PANIC! Follow your plan of action. Record all incidents and injuries promptly. Include accounts from all present. WHENEVER POSSIBLE DO NOT WORK ALONE.

GPP #9: Provide proper animal care to improve animal well-being.

We are responsible for meeting three basic needs of all animals – water, food, and shelter. We are responsible for controlling handling practices, stress and ventilation.

Water

- Provide fresh, clean water daily – beginning at birth.
- Providing water once daily is not enough.
- Clean water containers and buckets regularly.
- Know how much water your animal requires for good health.

Dairy Cattle... (1 – 1.5 gal/100 lbs. of body weight)	
Calves	6-10 gallons per day
Heifers	10-15 gallons per day
Dry Cows	20-30 gallons per day
Milking Cows	35-45 gallons per day
- Remember that hot weather, exercise, type of feed consumed, and lactation can increase water consumption.

Food

- Know nutrient needs and feed appropriately
- Feed proper amounts of feed throughout the animals' lifetime.
- Do not withhold or restrict feed to maintain or lose weight for a show.
- Feeding high protein feeds will provide more frame growth.
- High energy feeds with low protein will lead to greater fat deposit.
- Exercise builds muscle.
- Low quality hay provides fiber and adds "belly".

Shelter

- Provides protection from weather extremes.
- Provides space to eat, drink, and move comfortably.
- More space is needed as animals grow.
- Note: Refer to Dairy Resource Book (chapter 8) or Beef Resource Book (Chapter 3)

Temperature and Ventilation

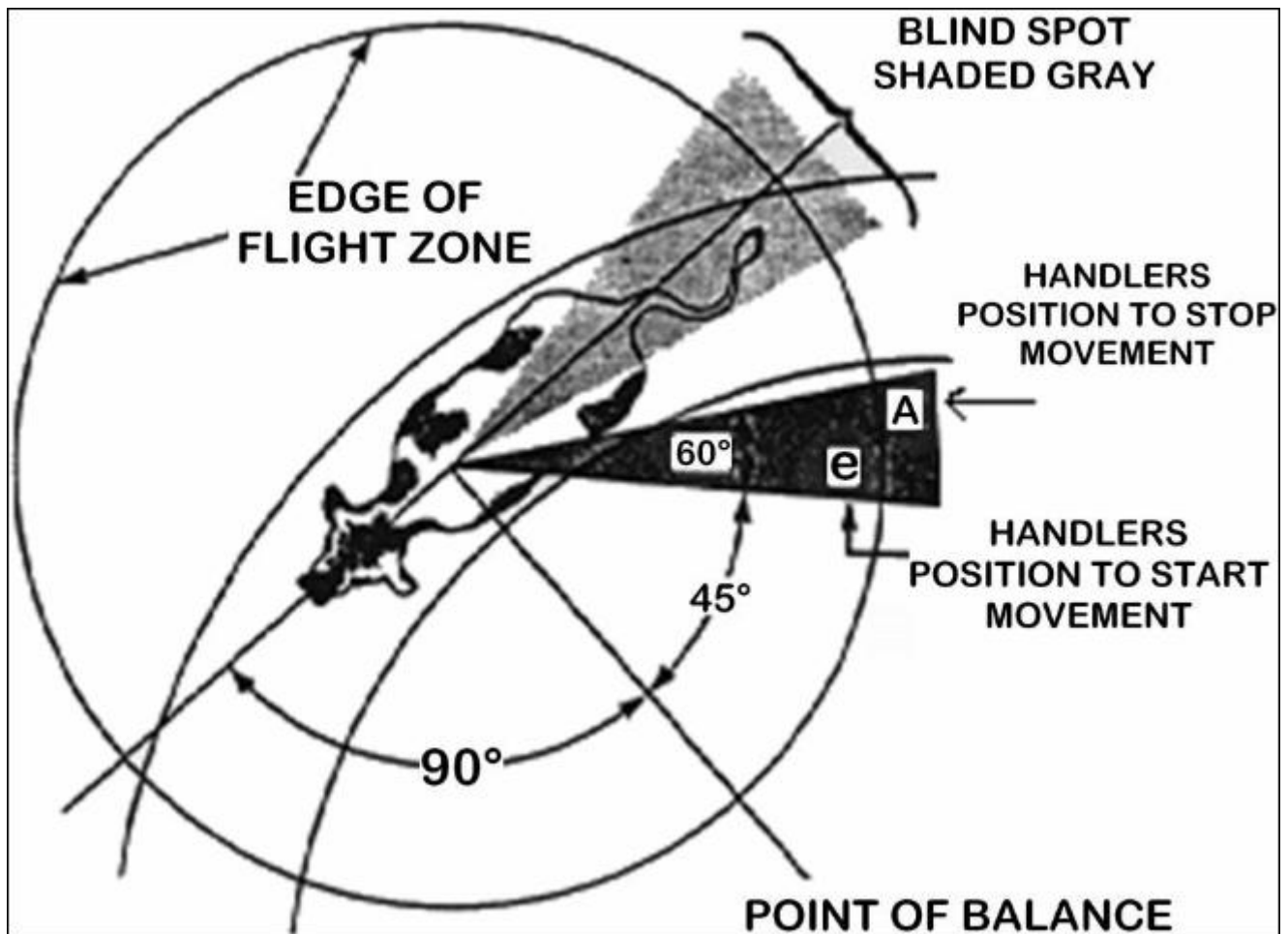
- Air movement must be adequate to provide fresh air.
- Temperature must be controlled to allow animals to regulate their own body temperature.
- Weather conditions sometimes require heating or cooling of the air.
- Drafts cause animals to lose body heat.
- Young or chilled animals need immediate attention in extreme conditions.
- Cooling can be achieved by using fans or fans with evaporative cooling systems.
- Comfort Zones:
 - Dairy / Beef Cow, Heifer, Steer – 40-60 degrees
 - Calf raised in stalls – 60-70 degrees
 - Calf raised in bedded pens - 40-60 degrees

Sanitation

- Animals stay healthier, grow better, and are more comfortable with adequate, clean bedding.
- Cleaning between groups reduces disease transmission.
- Cleaning often, reduces odors and fly populations.

Animal Handling

- “Understanding the behavior of animals helps prevent injuries to both people and animals.”
Dr. Temple Grandin
- Respect an animal’s flight or fight zone (see graphic on next page)
- Remove all obstructions that can cause injury.
- Do not transport animals during temperature extremes.
- Avoid the unnecessary crowding of animals.
- Move animals slowly and quietly.



Stress

- Learn to recognize signs of stress in animals.
- Signs include going off feed, restlessness, rapid breathing, dull attitude, unusual vocalizations, erratic movement, or no movement.
- Reduce stress by making as few changes as possible.
- Try to do the same things, in the same way, each day.
- Change feed gradually.
- Stress can be thermal, physical, behavioral, or disease related.
- Review Ohio Revised Code, Section 909-19-12 Acceptable Practices

901-19-12 Acceptable practices.

This is a mandatory rule.

The following practices are acceptable practices for the purposes of this chapter:

(A) Treating livestock:

(1) Humane;

(2) In accordance with acceptable commercial practices to protect the health, safety, and welfare of livestock; and

(3) In accordance with the Ohio livestock care standards located in division 901:12 of the Administrative Code.

(B) Adding caffeine free soda pop, gelatin, or other sweeteners to drinking water in nominal amounts to encourage water consumption;

(C) Hoof trimming;

(D) In preparation and prior to exhibition in accordance with sponsor and best management practices:

(1) Cosmetic dehorning in market class livestock;

(2) Castration;

(3) Beak trimming;

(4) Dehorning;

(5) Hot or freeze branding;

(6) Humane ringing; and

(7) Tail docking in accordance with division 901:12 of the Administrative Code;

(E) Using collodion as a teat sealant, but for no longer than eighteen hours;

(F) Adding molasses or other sweeteners to feed to encourage consumption;

(G) Properly administered and approved growth implants;

(H) Tattooing;

(I) Ear notching;

(J) Ear tagging;

(K) Shearing;

(L) Acceptable surgery, including clamps, bands, and chemical castration;

(M) Treatment and administration of livestock with approved drugs during an exhibition under the following conditions:

(1) By or under the supervision and direction of an official veterinarian;

(2) In conjunction with a valid veterinarian-client-patient relationship;

(3) Only in accordance with label directions;

(4) For a valid medical purpose;

(5) A drug use notification form is completed and filed in accordance with the applicable requirements of rule [901-19-06](#) of the Administrative Code;

(6) The livestock remain exhibition drug residue legal at the time of the show; and

(7) If applicable, an extended withdrawal time is assigned to the drug by the veterinarian as part of the extra label directions and reported on the drug use notification form.

(N) Application of ice, ice packs, cold packs, or cold compresses prescribed to relieve heat stress or a medical condition diagnosed and prescribed by the official veterinarian at an exhibition.

Last updated May 23, 2024 at 8:23 AM

Your Responsibilities

- Observe animals daily
- Feed and water in correct amounts daily
- Make sure food has sufficient nutrients for stage of development
- Provide comfortable environment with regards to temperature and ventilation.
- Provide enough space for animals to rest, eat and drink comfortably.
- There is no tolerance for animal abuse.
- Know your veterinarian and how to contact him/her.
- Provide medical care for sick animals.

TERMS TO KNOW...

- Animal Identification – A unique, traceable way to identify your animal.
- Antibiotic – A medication given to cure illness, sometimes requiring a veterinarian prescription.
- Antimicrobial – A material that is added to feedstuffs to prevent growth of undesirable contaminants.
- Biosecurity – Management and sanitation practices that decrease the risk of introducing or spreading diseases or contaminants.
- Carcass – The body of a slaughtered animal.
- Contaminants – Undesirable ingredients in feeds. These can be bacteria, virus, fungi, parasites, or other chemicals. For example: mold, mycotoxins, E. Coli, and antibiotics.
- Disease – An illness caused by a virus, bacteria or parasite.
- Feed Tag – A listing of feed ingredients, analysis, and included medications; provided by the processor.
- Herd Health Plan – Measures taken to keep all animals in a herd healthy.
- Hormone – A chemical, that is naturally occurring or synthetic, that regulates a specific function in the body.
- I.V. – Intravenously (injected into the vein)
- I.M. – Intramuscular (injected into the muscle).
- Injection Site – The place on an animal where a shot is given.
- Intra-Mammary – Given in the udder through the teat.
- Intra-Uterine – Placed within the uterine.
- Medicated – Containing manmade products intended to improve animal health.
- Microbial Contaminant – Undesirable and detrimental microscopic material in a food product (milk, meat, or any other feedstuff).
- NAIS – National Animal Identification System, a voluntary system through which a unique number is assigned to an animal that will follow it throughout its lifetime, for it to be tracked, if necessary for animal health issues.
- Oral – Given by mouth.
- Premise Registration – A system managed by ODA to assign a unique number to each location where animals are housed.
- Probiotic – Naturally occurring microorganisms, when given can confer a health benefit to the host.
- Proper Dosage – The amount of medication indicated to be given by label or vet recommendation.
- Protocol – The way things are to be done.
- Residue Test – A chemical test formulate to use milk, urine, or other animal tissue to determine freedom from antibiotics or other contaminants.
- Ruminant – An animal with four compartments in the stomach.
- Slaughter – To harvest meat for consumption.
- Standard Operating Procedures (SOP) – The procedures to follow in any given situation on a given operation or business.
- Sub-Q – Subcutaneously (given under the skin)
- Topical – Application of medication to the skin or mucous membranes.

- Vaccination – A substance containing live or killed viruses or bacteria, given to prevent disease.
- Valid Client Patient Relationship – Having a relationship with your veterinarian, your veterinarian being familiar with your animals.
- Violative Residue – A drug found in the tissue, blood, milk, or urine above allowed limits.
- Withdrawal Period – The amount of time that must pass after having given a medication before the animals' meat or milk can be harvested for human consumption.


Terms Specific to GPPs #7, #8, and #9...

- Bacteria- a widely distributed group of mainly one celled organism. Many cause disease. Many are involved in decomposition and fermentation and fixing of atmospheric nitrogen [legumes].
- Commercial fertilizer—Any of a number of synthetic materials including nitrogen, phosphorus, and potassium which are added to the soil to increase fertility.
- Contour farming—Planting according to the contour of the land [going around the slope instead of up and down] to limit erosion of topsoil.
- Decompose—To decay
- Drought—A long period without adequate rain adversely effecting growth of plants and thus other life.
- Dust bowl—A part of the United States [Great Plains] prone to severe drought.
- Environment—A total of all external conditions which act upon an organism or community of organisms to influence development or existence.
- Environmental Stewardship—Refers to the responsible use of the natural environment through conservation and sustainable practices to enhance ecosystem resilience and human well-being.
- Erode—to wear away by wind, water, chemical, or any other form of abrasion.
- Greenhouse gases—Chlorofluorocarbons and carbon dioxide absorb infrared radiation from the sun and add to the greenhouse effect.
- Inorganic—involving neither organic nor the products of organic life.
- IPM—Integrated Pest Management is an ecological approach to pest management using all available techniques in a plan to manage pests in such a manner that economic damage is reduced, and adverse side effects are minimized.
- Legumes—A family of plants including beans, peas, clover, and alfalfa, that with the aid of bacteria, convert nitrogen from the air to the soil for other plants to use. They are also a good protein source for livestock.
- Nutrients—Substances necessary for life and growth.
- Sustainable Agriculture—is the production of food, fiber, or other plant or animal products using farming techniques that protect the environment, public health, human communities, and animal welfare

Identification Methods

Method	Species	Location	Advantages	Disadvantages
Branding	Cattle	Hip, Rib, Shoulder	Permanent; individual Animal ID; freeze brands do NOT affect hide quality	Hot brands damage hide; often is a farm ID instead of individual
DNA	All	Hair, Feathers, Blood	Permanent; unique to each individual	Expensive; not a visible ID tool
Ear Notch	Sheep, Swine	Ear	Permanent; individual animal ID; easy to read with practice	Not visible from a distance; can be mistaken for rips or tears in the ear
Ear Tags	Cattle, Goats, Sheep, Swine	Ear	Easily read from a distance; used for daily management; inexpensive	Easily ripped from the ear leaving no ID in/on the animal
Electronic (EID)/Radio Frequency ID (RFID)	Cattle, Goats, Sheep, Swine	Ear, Rumen, Implant	Individual ID; not easily tamperable; computer management friendly	Expensive; requires electronic readers and equipment; not easily read from a distance
Neck Chains/Leg Bands	Dairy Cattle, Poultry	Rear Pastern-Dairy, Leg - Poultry	Easily visible; used for daily management; inexpensive; easy to apply	May be lost or ripped away from animal leaving no ID
Nose Print	Cattle, Sheep	N.A.	Unique individual ID; similar to fingerprint; livestock show uses	Not readily available for daily management
Paint Brand	Rabbits, Sheep, Swine	Anywhere	Easily visible from a distance; easily applied; short term ID	Not permanent; easily washed or wiped off
Photo/Drawing	Dairy Cattle, Goats	N.A.	Used for registration on colored breeds; displays exact markings	Not useful with animals without distinct markings
Retinal Scanning	All	Eye	Permanent; unique to each animal	Expensive; not readily available; not a visible form of ID
Tattoo	Cattle, Goats, Rabbits, Sheep, Swine	Ear	Permanent; not easily altered	Not visible from a distance; readily depends on application technique
Wing Bands	Poultry	Wing	Relatively permanent	Not easily visible from a distance

- Adapted from the Iowa State University Youth Food Safety and Quality Assurance Manual



Youth Food Animal Quality Assurance

Table 1.1



2025 HARTFORD FAIR

4-H & FFA PROJECT SKILLATHON & INTERVIEW JUDGING SCHEDULE

4-H Beef Projects...

Contest: Sunday, August 3 @ 12:30 p.m. to 2:00 p.m. (Beef Barn/Grubb Arena)
Awards: Tuesday, August 5 - Market Steer Show (Grubb Arena)

4-H Dairy Cattle Projects...

Contest: Monday, August 4 @ 1:00 to 3:00 p.m. (Grubb Arena)
Awards: Tuesday, August 5 - Junior Dairy Show (Grubb Arena)

4-H Dairy Feeder Projects...

(New Date / Location!)
Contest: Sunday, July 27 @ 12:00—3:00 p.m. (Babcock Building)
Awards: Wednesday, August 6 - Dairy Feeder Show (Grubb Arena)

4-H Goat Projects...

Contest: Wednesday, August 6 @ 1:00 to 3:00 p.m. (4-H Center)
Awards: Saturday, August 9 @ 9:00 a.m. (B.Carr)

4-H Horse Projects...

Contest: Sunday, August 3 @ 12:00 to 2:00 p.m. (Horse Complex)
(skillathon only—project interviews held 8:00 a.m. daily)
Awards: Wednesday, August 6

4-H Poultry Projects...

Contest: Tuesday, August 5 @ 10:00 a.m. (Rabbit & Poultry Barn)
Awards: Saturday, August 9 @ 9:00 a.m. (B.Carr)

4-H Rabbit Projects...

Contest: Wednesday, August 6 @ 10:00 a.m. (Rabbit & Poultry Barn)
Awards: Saturday, August 9 @ 9:00 a.m. (B.Carr)

4-H Sheep Projects...

Contest: Sunday, August 3 @ 10:30 a.m. to 11:45 a.m. (4-H Center)
Awards: Wednesday, August 7 just prior to beginning of Market Lamb Show (Grubb Arena)

4-H Swine Projects...

Contest: Sunday, August 3 @ 11:00 a.m. (Swine Barn West Entrance)
Awards: Tuesday, August 5 @ Market Hog Show (Swine Barn Arena)

Members should plan to bring completed project books with them to the skillathon contest. While a member's project book may not be required in order to participate in skillathon contests, it does account for a substantial amount of points. Awards are presented for (1) skillathon performance, (2) personal interview score, and (3) project book score for completion.

UPDATED of 01.27.2025

Any necessary changes to this schedule will be announced / posted during the Hartford Fair.

DRUG USE NOTIFICATION FORM (DUNF)

Sections 1 through 9 must be completed prior to show

EXHIBITION / FAIR NAME: _____ **2 DIGIT FAIR CODE** _____

PRINT CLEARLY

1. EXHIBITOR/OWNER NAME _____

2. MAILING ADDRESS _____

Street, P.O. Box Number

EXHIBITOR
PHONE (____) _____

City, State, Zip

3. ANIMAL IDENTIFICATION NUMBER (Tag, Tattoo #, Legband)

4. ANIMAL SPECIES [CIRCLE ONE]
CATTLE HOGS SHEEP GOATS
OTHER (Specify) _____

5. ANIMAL DESCRIPTION
(BREED, SEX, COLOR, ETC.)

6. I AM A JUNIOR FAIR MARKET LIVESTOCK EXHIBITOR AND I HAVE ATTENDED OR COMPLETED A QUALITY ASSURANCE PROGRAM DURING THE LAST 12 MONTHS OR I HAVE TESTED OUT OF A PROGRAM WITHIN MY AGE BRACKET.

YES NO

7. I CERTIFY THE ABOVE ANIMAL TO BE FREE OF MEDICATION.

▲ IF YOU HAVE CHECKED THIS BOX, SIGN BELOW AND DO NOT COMPLETE THE TREATMENT CHART.

THE ABOVE ANIMAL HAS BEEN TREATED WITH MEDICATION FOR WHICH THE WITHDRAWAL PERIOD HAS NOT ELAPSED.

Complete the treatment chart below ▼

TREATMENT DATE	CONDITIONING TREATED	TREATMENT GIVEN				DATE WITHDRAWAL COMPLETE
		MEDICATION GIVEN (NAME OF MEDICATION)	AMOUNT (DOSE)	ROUTE (IM, IV, SQ, Oral)	INSTRUCTED WITHDRAWAL TIME (# DAYS)	

IF THIS IS AN EXTRA LABEL OR Rx DRUG, A VETERINARIAN MUST HAVE PRESCRIBED THE MEDICATION. LIST THE LICENSED VETERINARIAN'S NAME AND ADDRESS WHO PRESCRIBED OR DIRECTED THE TREATMENT:

VETERINARIAN NAME _____ STREET, P.O. BOX NUMBER _____ CITY, STATE, ZIP _____

8. EXHIBITOR/OWNER SIGNATURE _____ AGE: _____ DATE _____

9. PARENT/GUARDIAN SIGNATURE _____ DATE _____
(REQUIRED IF EXHIBITOR IS UNDER 18 YEARS OF AGE)

DISTRIBUTION by Records Official:
AGR DUNF (REV. 1/11)

WHITE FORM: REVIEW UPON COLLECTION AND IMMEDIATELY FORWARD TO ODA
YELLOW FORM: TO BE RETAINED BY THE DESIGNATED RECORDS OFFICIAL FOR ONE YEAR
PINK FORM: TO BE GIVEN TO THE OWNER/EXHIBITOR

CHAMPIONS WILL BE REQUIRED TO COMPLETE A NEW DUNF TO BE SUBMITTED WITH URINE/HAIR SAMPLES TO THE TESTING LABORATORY

General Preventive Health Recommendations for Animals Exhibited at the Hartford Independent Fair

Robert C. Krueger, DVM
Mount Vernon Animal Hospital – (740) 397.6958

It is encouraged that all participants have a current relationship with their veterinarian in order to foster the best preventive health care plan for their animals.

Please note: If your animal is under medical treatment at the fair, treatment must be overseen by the official Fair Veterinarian. Please report to the Veterinarian or the Fair Director to ensure compliance with tampering laws and exhibition rules.

Vaccination and internal parasite control must be administered at least 30 days prior to the start of the Fair.

Special Note to Market Animals: **All medications and vaccinations should be given under the guidance of a licensed veterinarian. All meat residues (withdrawal times) must be expired prior to exhibition. Consult your veterinarian for specific protocol recommendations and keep records of medication and dosages. These guidelines are to help protect the animals travelling into and out of the fairgrounds and to comply with residue avoidance guidelines.

Beef Cattle:

1. Vaccines: IBR, BRSV, BVD, PI3, Leptospirosis, Clostridial diseases(7) including Tetanus
2. Internal Parasite Control: On a preventive internal parasite protocol.**
3. External Parasite Control: Free of infectious external parasites and infections such as Lice, Mites, and Ringworm.

Dairy Cattle (including Dairy Feeder Calves):

1. Vaccines: IBR, BRSV, BVD, PI3, Leptospirosis, Clostridial diseases(7) including Tetanus
 - a. **Dairy Feeder Calves: Given at vaccination clinic as required (1st Saturday in June)
2. Internal Parasite Control: On a preventive internal parasite protocol.**
3. External Parasite Control: Free of infections external parasites and infections such as Lice, Mites, and Ringworm.
4. It is recommended that dairy heifers be dehorned prior to June 15th in order to allow complete healing prior to exhibition at the fair. (dehorning is not required of junior and intermediate heifers)

Goats:

1. Vaccines: Clostridium types C&D and Tetanus
2. Internal Parasite Control: On a preventive internal parasite protocol.**
3. External Parasite Control: Free of infections external parasites and infections such as Lice, Mites, and Ringworm.

Poultry:

1. Vaccines: Vary depending upon management protocol. Consult your veterinarian.
2. Internal Parasite Control: On a preventive internal parasite protocol.**
3. External Parasite Control: Free of infections external parasites and infections such as Lice, Mites, and Ringworm.

Rabbits:

1. Internal Parasite Control: On a preventive internal parasite protocol.**
2. External Parasite Control: Free of infections external parasites and infections such as Lice, Mites, and Ringworm.

Sheep:

1. Vaccines: Clostridium types C& D and Tetanus
2. Internal Parasite Control: On a preventive internal parasite protocol.**
3. External Parasite Control: Free of infectious external parasites and infections such as Lice, Mites, and Ringworm.

Swine:

1. Vaccines: Mycoplasma, Influenza, Erysipelas, Circovirus
2. Internal Parasite Control: On a preventive internal parasite protocol.**
3. External Parasite Control: Free of infectious external parasites and infections such as Lice, Mites, and Ringworm.

Equine – Horse / Pony:

1. Vaccines: West Nile Virus, Eastern Equine Encephalitis, Western Equine Encephalitis, Tetanus, Rhinopneumonitis (EHV 4/1), Equine Influenza, Rabies.
 - a. *These vaccines are required per fair rules.*
2. Internal Parasite Control: De-worming is individualized per horse/per stable environment. It is recommended that your horse maintain a Fecal Egg Count of < 200 epg. Consult your veterinarian for the best protocol for your individual horse.
3. External Parasite Control: Horses should be free of all infectious external parasites and infections such as Lice, Mites, and Ringworm.
4. Body Condition Score of $\geq 4/9$.

Canine:

1. Vaccines: Current Rabies, Distemper, Hepatitis (Adenovirus), Parvovirus, Parainfluenza, 4 way Leptospirosis, and Bordatella (Kennel Cough)
 - a. *These vaccines are required per fair rules.*
 - b. *Veterinarian's Certificate posted at www.licking.osu.edu > 4-H Youth Development > Member Resources*
2. Internal Parasite Control: Monthly heartworm and internal parasite control consistent with your veterinarian's recommendations for your dog.
3. External Parasite Control: Monthly prevention for fleas and ticks as well as free of all infectious external parasites and infections such as Lice, Mites, and Ringworm.
4. Body Condition Score of 2.5/5 minimum.