

2022
Licking County
4-H / FFA / Hartford Fair
Quality Assurance Materials



SWINE
Project Packet

A colorful illustration of a farm scene. In the background, there are rolling green hills, a blue sky with white clouds and birds, and a farm with a red-roofed house and a silo. In the foreground, various farm animals are depicted: two white sheep on the left, a brown cow, a white goat, a pink pig, a white duck, a white rabbit, a brown chicken, and a yellow chicken. A wooden fence runs across the middle ground.

Good Production Practices (GPPs) For Youth Livestock Producers

- GPP 1 Use an appropriate Veterinarian / Client / Patient Relationship (VCPR) as the Basis for Medication Decision Making.
- GPP 2 Establish and Implement an Efficient and Effective Health Management Plan.
- GPP 3 Use antibiotics responsibly.
- GPP 4 Properly Store and Administer Animal Health Products.
- GPP 5 Follow Proper Feed Processing Protocols.
- GPP 6 Establish Effective Identification, Medication Records, and Withdrawal Times.
- GPP 7 Practice Good Environmental Stewardship.
- GPP 8 Maintain Proper Workplace Safety.
- GPP 9 Provide Proper Care to Improve Animal Well-Being.
- GPP 10 Utilize Tools for Continuous Improvement.

2022 Focus

2022 Hartford Independent Fair Junior Fair Livestock / Animal Requirement Summary

(Last Revision 03.16.2022)

	Exhibit Limit	Possession	Pre-Fair Weigh-In/Tagging	Licking County Quality Assurance (Must attend one session) JUNE 1 st Deadline	Clinics	Entry Deadline	Animal Requirements	Health Requirements
Market Steer & Market Heifer	Maximum of 6 entries for Beef Division (Dept. 102/103/104/105) May only draw 1 animal from pool to exhibit. Maximum of 6 entries for Beef Division (Dept. 102/103/104/105)	December 11, 2021 Weigh-In	Must be weighed, tattooed, and tagged on Saturday, December 11, 2021 (8 - 11 a.m.) Grubb Arena, Fairgrounds) Fee: \$5 / RFID Tag (if needed)	Training offered ONLINE on April 5 th , 16 th , 20 th , 28 th , and May 4 th , 14 th and 19 th . Pre-Registration Required.		Saturday, June 18 - 5:00 p.m. Member will receive entry notification. Changes must be made prior to July 22 late entry deadline.	All animals must be dehorned and bulls castrated before December weigh-in. Must be 950 lbs. to sell	No health papers required. However, you must follow state guidelines. D.U.N.F. and U.P. feeding forms will be completed online prior to weigh-in.
Steer Pool		Steer Pool Selection Date (November)	Completed during selection of steers.	Training offered ONLINE on April 5 th , 16 th , 20 th , 28 th , and May 4 th , 14 th and 19 th . Pre-Registration Required.	Attend regularly scheduled Steer Pool meetings	Saturday, June 18 - 5:00 p.m. Member will receive entry notification. Changes must be made prior to July 22 late entry deadline.	Calves must weigh between 300 lbs. and 700 lbs. to show for champion (steers and heifers only)	No health papers required. However, you must follow state guidelines. D.U.N.F. and U.P. feeding forms will be completed online prior to weigh-in.
Beef Feeder Calf	Maximum of 6 entries for Beef Division (Dept. 102/103/104/105)	June 1 st	N/A	Training offered ONLINE on April 5 th , 16 th , 20 th , 28 th , and May 4 th , 14 th and 19 th . Pre-Registration Required.		Saturday, June 18 - 5:00 p.m. Member will receive entry notification. Changes must be made prior to July 22 late entry deadline.	All breeds, except crossbreds, must be registered to show for special premiums. Registration papers will be checked at fair. (Not a sale animal)	No health papers required. However, you must follow state guidelines.
Breeding Beef	Maximum of 6 entries for Beef Division (Dept. 102/103/104/105)	90 days preceding the fair	N/A	Training offered ONLINE on April 5 th , 16 th , 20 th , 28 th , and May 4 th , 14 th and 19 th . Pre-Registration Required.		Saturday, June 18 - 5:00 p.m. Member will receive entry notification. Changes must be made prior to July 22 late entry deadline.	100% Holstein or Brown Swiss. Calf must be dehorned, and castrated PRIOR to weigh-in. Must weigh 400-650 lbs. to sell through junior fair sale.	No health papers required. However, you must follow state guidelines.
Dairy Feeder Calf	Maximum of 6 entries for Beef Division (Dept. 102/103/104/105)	May 1	Must be weighed, tagged and vaccinated on Saturday, June 4 (9 a.m. - 12:00 p.m.) Grubb Arena, Hartford Fairgrounds Fee: \$10 / animal **Must be dehorned / castrated prior to June 4 in order to be tagged**	Training offered ONLINE on April 5 th , 16 th , 20 th , 28 th , and May 4 th , 14 th and 19 th . Pre-Registration Required.		Saturday, June 18 - 5:00 p.m. Member will receive entry notification. Changes must be made prior to July 22 late entry deadline.	No horns permitted (except on junior and intermediate heifers). (Not a sale animal)	No health papers required. However, you must follow state guidelines.
Dairy Cattle	No limit as to the number of dairy entries	90 days preceding the fair	N/A	Training offered ONLINE on April 5 th , 16 th , 20 th , 28 th , and May 4 th , 14 th and 19 th . Pre-Registration Required.		Saturday, June 18 - 5:00 p.m. Member will receive entry notification. Changes must be made prior to July 22 late entry deadline.	Min. of 200lbs. to sell / 720-290 lbs. to show for Champion. Any breed / cross. Gilts and barrows allowed. Clipping discouraged – hair must meet ODA Rev. Code.	No health papers required. However, you must follow state guidelines.
Market Hogs	May exhibit up to 2 animals per exhibitor	90 days preceding the fair	Market Hog ID papers must be submitted to the Hartford Fair Office by no later than 5:00 p.m. on May 15 (may be postmarked May 15)	Training offered ONLINE on April 5 th , 16 th , 20 th , 28 th , and May 4 th , 14 th and 19 th . Pre-Registration Required.		Saturday, June 18 - 5:00 p.m. Member will receive entry notification. Changes must be made prior to July 22 late entry deadline.	No rams allowed. MUST be slick shorn one week or less prior to the fair. All lambs must weigh min. of 95 lbs. (except Southdown and Cheviots 85 lbs.)	No health papers required. However, you must follow state guidelines. D.U.N.F. and U.P. feeding forms will be completed online prior to weigh-in.
Market Lambs	May exhibit up to 5 animals (1 pen of two and 3 singles) NOTE: Can't be shown in Breeding Sheep show during Hartford Fair.	May 1	Tagging on May 7 (9 a.m. - 12 p.m.) Sheriff Office, Hartford Fairgrounds Up to 6 lambs may be tagged at that time. Fee: \$3 per animal. Scrapies tags are required for identification.	Training offered ONLINE on April 5 th , 16 th , 20 th , 28 th , and May 4 th , 14 th and 19 th . Pre-Registration Required.		Saturday, June 18 - 5:00 p.m. Member will receive entry notification. Changes must be made prior to July 22 late entry deadline.	Must have USDA approved Scrapies tag. No health papers required. However, you must follow state guidelines. D.U.N.F. and U.P. feeding forms will be completed online prior to weigh-in.	Must have USDA approved Scrapies tag. No health papers required. However, you must follow state guidelines. D.U.N.F. and U.P. feeding forms will be completed online prior to weigh-in.
Market Lamb Pool	May select / exhibit up to two lambs. (Counts toward max of 5 that can be shown in Dept 108 Market Lamb)	Lamb Pool Selection will take place April 24. Pre-registration required.	Completed during selection of lambs. NOTE: Lamb Pool application deadline is April 3.	Training offered ONLINE on April 5 th , 16 th , 20 th , 28 th , and May 4 th , 14 th and 19 th . Pre-Registration Required.		Saturday, June 18 - 5:00 p.m. Member will receive entry notification. Changes must be made prior to July 22 late entry deadline.	May show ewes or rams. (Not a sale animal)	Must have USDA approved Scrapies tag. No health papers required. However, you must follow state guidelines. D.U.N.F. and U.P. feeding forms will be completed online prior to weigh-in.
Breeding Sheep	May exhibit up to 5 entries in Junior Fair.	90 days preceding the fair	N/A	Training offered ONLINE on April 5 th , 16 th , 20 th , 28 th , and May 4 th , 14 th and 19 th . Pre-Registration Required.		Saturday, June 18 - 5:00 p.m. Member will receive entry notification. Changes must be made prior to July 22 late entry deadline.		Must have USDA approved Scrapies tag in all breeding stock. No health papers required. However, you must follow state guidelines.

	Exhibit Limit	Possession	Pre-Fair Weigh-In/Tagging	Licking County/Quality Assurance (Must attend one session) JUNE 1 st Deadline	Clinics	Entries	Animal Requirements	Health Requirements
Market Goats	May exhibit up to 2 animals.	May 21 st	Tagging on May 21 (10 a.m. – 12 p.m.) Goat Barn, Hartford Fairgrounds Fee: \$2 / animal May tag up to 5 animals. Scraps tags are required for identification.	Training offered ONLINE on April 5 th , 16 th , 20 th , 28 th , and May 4 th , 14 th and 19 th . Pre-Registration Required.	Goats R US 4-H Club will host workshops on June 23 and July 14 at the Hartford Fairgrounds that are open to any youth. Contact: Laney McLaughlin # 740.927.4790	Saturday, June 18 - 5:00 p.m. Member will receive entry notification. Changes must be made prior to July 22 late entry deadline.	Minimum of 45 lbs. to sell. MUST be slick shorn one week or less prior to the fair. Only goats entered in Junior Fair may stay on the grounds.	Must have USDA approved scrapies identification in all goats (ear tag / microchip / tattoo / registration papers). No health papers required. Must follow state guidelines. D.U.N.F. and U.P. feeding forms will be completed online prior to weigh-in.
Breeding Goats	May exhibit up to 6 animals (any market goat entries count toward this total of six entries within the goat department)	90 days preceding the fair	N/A	Training offered ONLINE on April 5 th , 16 th , 20 th , 28 th , and May 4 th , 14 th and 19 th . Pre-Registration Required.	Goats R US 4-H Club will host workshops on June 23 and July 14 at the Hartford Fairgrounds that are open to any youth. Contact: Laney McLaughlin # 740.927.4790	Saturday, June 18 - 5:00 p.m. Member will receive entry notification. Changes must be made prior to July 22 late entry deadline.	No horned goats permitted in dairy classes. No bucks permitted. (Not a sale animal) Only goats entered in Junior Fair may stay on the grounds.	Must have USDA approved scrapies identification in all goats (ear tag / microchip / tattoo / registration papers). No health papers required. Must follow state guidelines. D.U.N.F. and U.P. feeding forms will be completed online prior to weigh-in.
Market Rabbits	Max of 2 per Lot, which counts toward max of 6 entries for Market and Breeding Rabbits.	30 days preceding fair	Registration/Tattooing July 9 (10 a.m. - 2 p.m.) Beef Barn, Hartford Fairgrounds Fee: \$1 / animal	Training offered ONLINE on April 5 th , 16 th , 20 th , 28 th , and May 4 th , 14 th and 19 th . Pre-Registration Required.	Rabbit & Poultry Fun Show will be held at a date to be announced. Show & Showmanship classes will be offered...	Saturday, June 18 - 5:00 p.m. Member will receive entry notification. Changes must be made prior to July 22 late entry deadline.	Single fryer / pen of three rabbits min 3 ½ lbs. / max 5 ½ lbs. 69 days old each at show	No health papers required. However, you must follow state guidelines. D.U.N.F. and U.P. feeding forms will be completed online prior to weigh-in.
Breeding Rabbits	Max of 2 per Lot, which counts toward max of 6 entries for Market and Breeding Rabbits.	90 days preceding the fair	Registration/Tattooing July 9 (10 a.m. - 2 p.m.) Jr Rabbits - July 9 (10 a.m. - 2 p.m.) Beef Barn, Hartford Fairgrounds Fee: \$1 / animal	Training offered ONLINE on April 5 th , 16 th , 20 th , 28 th , and May 4 th , 14 th and 19 th . Pre-Registration Required.	Rabbit & Poultry Fun Show will be held at a date to be announced. Show & Showmanship classes will be offered...	Saturday, June 18 - 5:00 p.m. Member will receive entry notification. Changes must be made prior to July 22 late entry deadline.	(Not a sale animal)	No health papers required. However, you must follow state guidelines.
Meat Poultry (broilers/turkeys / ducks)	Max of 2 per Lot, which counts toward max of 6 entries for Market Poultry. Meat turkeys, chickens and ducks must be purchased through a Hartford Fair Poultry Pool.	Meat turkeys / chickens / ducks must be purchased through Hartford Fair Poultry Pool.	Turkeys are banded May 7 (10 a.m. - 2 p.m.) Beef Barn, Hartford Fairgrounds All other Meat Poultry - Wing Banding July 9 (10 a.m. - 2 p.m.) Beef Barn, Hartford Fairgrounds Fee: \$1 / entry	Training offered ONLINE on April 5 th , 16 th , 20 th , 28 th , and May 4 th , 14 th and 19 th . Pre-Registration Required.	Rabbit & Poultry Fun Show will be held at a date to be announced. Show & Showmanship classes will be offered...	Saturday, June 18 - 5:00 p.m. Member will receive entry notification. Changes must be made prior to July 22 late entry deadline.	Meat chicken/single broiler/ pen of three birds must weigh between 5 and 8 lbs. Meat turkeys, chickens and ducks must be purchased through Hartford Fair Poultry Pool.	Be prepared to show N/P health papers. Be prepared to show N/P health papers. D.U.N.F. and U.P. feeding forms will be completed online prior to weigh-in.
Breeding Poultry	Max of 2 per Lot, which counts toward max of 6 entries for Market Poultry.	90 days preceding the fair	Wing Banding May 7 (10 a.m. - 2 p.m.) Beef Barn, Hartford Fairgrounds Fee: \$1 / entry	Training offered ONLINE on April 5 th , 16 th , 20 th , 28 th , and May 4 th , 14 th and 19 th . Pre-Registration Required.	Rabbit & Poultry Fun Show will be held at a date to be announced. Show & Showmanship classes will be offered...	Saturday, June 18 - 5:00 p.m. Member will receive entry notification. Changes must be made prior to July 22 late entry deadline.	(Not a sale animal)	All turkeys must be Poliorum tested by a veterinarian. Health papers must be presented upon arrival to barn.
Dogs	May exhibit up to 6 Dogs, max of 6 entries.	April 1 Must be owned by exhibitor or immediate family	N/A	No Quality Assurance Program required for this species in 2022.		Saturday, June 18 - 5:00 p.m. Member will receive entry notification. Changes must be made prior to July 22 late entry deadline.	(Not a sale animal) Need certificate of license & dog license tag to register. Dog must be older than 6 mos. at time of show. Dogs in heat may not be shown.	Hartford Fair Certificate of Vaccination form required. (available through Licking County 4-H Club Advisors and the Licking County Extension Office website)
Llamas	May exhibit up to 6 Llamas, max of 6 entries.	90 days preceding the fair	N/A	No Quality Assurance Program required for this species in 2022.		Saturday, June 18 - 5:00 p.m. Member will receive entry notification. Changes must be made prior to July 22 late entry deadline.	(Not a sale animal) Haul-in only. Temporary stalling will be provided day of show.	No health papers required. However, you must follow state guidelines.
Equine (Horse & Pony)	May exhibit up to 6 animals (may only stall 1 animal) NOTE: All horses and ponies must have a Body Condition Score (BCS) of at least "4" to be exhibited at 4-H events and shows.	Licking County exhibitors submit by April 28 to LC4-HH&PC Knox & Delaware exhibitors submit by May 1 to Hartford Fair Office	N/A	Training for all 1 st Year Horse Project Members will be offered ONLINE May 7 th and 26 th . Pre-Registration required.	Licking County Pony measurements made by appointment prior to April 10. Contact: Nancy Arledge (4634.989.5717). An educational clinic will be held May 7, sponsored by the Licking County 4-H Horse & Pony Council.	Saturday, June 18 - 5:00 p.m. Member will receive entry notification. Changes must be made prior to July 22 late entry deadline.	(Not a sale animal) Pre-entry for classes is required. All classes must be entered by fair entry deadline.	Required Vaccinations: West Nile Combo (includes Tetanus), Rhinopneumonitis, and Equine Rabies. Health papers must be presented at Vet Check Point & Horse Project Grading. Veterinarian certificate and DUVN required for any and all medications with unexpired withdrawal period.

For all species divisions which are listed on this form, the youth member must be currently enrolled in the respective appropriate project in either Licking, Knox, or Delaware County 4-H / FFA/Steer Pool programs. The project must be carried through the county of which the youth is a 4-H or FFA member in good standing. Licking, Knox and Delaware County members are encouraged to attend a Quality Assurance Program within their county of membership.

2022 HARTFORD SENIOR FAIR BOARD

POINTS OF IMPORTANCE

VARIOUS ANIMAL UPDATES AND REMINDERS...

— BEEF.

- Additional classes will be offered within the All Other Breeds (AOB) division, separating entries by high and low percentage designations.
- Market Steer / Heifer weigh-in will take place on Saturday, immediately following Steer Pool weigh-in.

— DAIRY FEEDERS.

- Dairy Feeder calves may be only of 100% Holstein or Brown Swiss breeding.

— GOATS.

- All goats must have approved Scrapies identification!
- Dairy and Pygmy shows will be held Tuesday, August 9th at 9:00 a.m. in east end of Grubb Arena.
- Only goats entered in Junior Fair classes may stay on the grounds.
- Market Goat show will include special awards for Bred and Owned entries, increase to ten classes, and the Open Dairy show will have additional lots added.
- An Open Pygmy Goat show will take place on Thursday evening in B. Carr Arena.

— HORSE.

- Horse Department schedule will likely have changes... Please watch website and email for updated schedule and rules.
- No Open Draft Show will be held in 2022.
- A Groom & Clean Contest will be offered on Sunday in the Horse Complex.

— MARKET LAMBS.

- All market lambs which are ewes, as well as ewes and wethers that are coming from out-of-state, must have USDA approved Scrapies tag identification.
- Licking County Sheep Improvement Association will sponsor a Carcass Contest for Market Lamb exhibitors. Entry can be made at time of weigh-in for \$5.00 fee. Ultrasound will determine placing. Cash prizes will be awarded.
- Market Lambs not selling through Market Lamb Sale on Saturday are released immediately following the show. If being taken home, they must be off the grounds by 10:00 a.m. on Thursday. A packer truck will be available to sell extra lambs (day/time TBA). NOTE: All breeding sheep must stay until Saturday.

— BREEDING SHEEP.

- Breeding sheep exhibitors must have USDA approved Scrapies tags in all ewes, rams, and wethers over 18 months (there are no breeding classes for wethers).
- Wool classes will be offered in 2022!

— **MARKET HOGS.**

- Hog Identification Forms are required of all junior fair hogs. Forms must be submitted to the Hartford Fair Office by May 15th. Up to four (4) hogs may be identified.
- Ractopamine is no longer forbidden, as it is also permitted during the 2022 Ohio State Fair.
- Hog showmanship sign-up will take place on Saturday and Sunday, with class assignments being posted early Monday morning.
- All hogs consigned to sale will be sent to the packer on either Tuesday night or Wednesday. All youth participating in the sale must send one hog on the trailer. Hogs will not be present during the hog sale on Thursday.
- Any youth bringing a second hog for exhibition will be responsible for removing that hog from the fairgrounds on Friday. Those hogs are not permitted to be taken on the packer truck earlier in the week. These hogs are also eligible to be shown in an open market hog show on Friday.
- All pens should be cleaned by exhibitors at the time that their hog is removed from the grounds, with absolutely all pens being cleaned by end of the day on Friday.
- Market Hogs must weigh 200 lbs. to show and must be 220-290 to show for championship awards. (maximum weight had been 280 in the past) Market Hog weigh-in will begin at 9:00 a.m. on Sunday morning during the fair (rather than 10:00 a.m.)

— **RABBITS & POULTRY.**

- Egg Layer Turkey classes have been moved to the Fancy seton of the department. Be attentive when making entries.
- All meat poultry and meat rabbits must weigh-in prior to having sale photo taken during the fair.

— **GENERAL JUNIOR FAIR LIVESTOCK.**

- All market animal exhibitors must complete their Drug Use Notification Form (DUNF) online by 11:59 p.m. on Friday, August 5th. Meat Poultry and Market Hogs will complete their forms after they have arrived to the fairgrounds and either weigh-in (Poultry) or receive official tags (Hogs).
- Junior fair animals are not permitted to show in both market and breeding shows. Animals must be designated to a single project.
- All exhibitors are reminded that they are expected to clean stall / bedding areas both during the fair, and then at the conclusion of the fair prior to removing their animals from the grounds.
- Voucher system is changing in 2022! Vouchers will NOT be handed out to exhibitors during shows and events. Rather, participation and placing will be logged electronically during events, and the exhibitor can then visit the bank the following day to show their ID and claim premiums. (Exception: dog and horse premiums will be paid at the time of judging)

FACILITIES AND BARN SAFETY.

- No floor fans will be permitted in the barn areas. All fans must be hung, for the safety of small children.
- Electrical cords must be good repair and in a safe condition. Unsafe cords will be confiscated.
- Regulations are in place for pop-up tents placed in designated areas near and around barns during the fair:
 - They can't be put up prior to NOON on Friday, August 5th.
 - Goat exhibitors will only be permitted to have tents on show days (Sunday, Monday and Friday). This will hopefully help with an air flow issue on the south side of the goat barn.

LIVESTOCK SALES.

- Livestock sales checks will be mailed no earlier than 30 days following the sale. All checks will be mailed, no checks will be held for pick-up! There will be a \$35 charge to re-issue a check with a stale date past the 60 days cashing period.

TRAFFIC AND PARKING.

- Updated traffic patterns for livestock to unload on Saturday, August 6th will be announced closer to the fair. Be watching the Hartford Website for updates!
- Two areas of preferred / paid parking are available. First, east of the hog barn will be a preferred parking area for cars / trucks (no trailers) at a cost of \$20 per permit. The second area, to the east of the Sheep and Goat barns will be preferred parking for trailers at a cost of \$30 per pass. Trailers remaining on the grounds will be placed in a specific parking area that does not interfere with visitor parking needs.
- Exhibitor vehicles coming on to the grounds in the morning to deliver feed and hay may only do so prior to 10:00 a.m. Those vehicles must return to a parking lot prior to 10 a.m.
- Camper arrival... Campers are permitted to enter through Gate D beginning at noon on Tuesday - No campers are permitted to park alongside road prior to that time (SAFETY ISSUES). Campers will then be lined up in the North Parking Lot and be permitted to enter the campground on Wednesday morning beginning at 8:00 a.m.
 - o There are also additional regulations in place for 2022 regarding cars parked in the campground. Those camping at the fair are strongly encouraged to view those rules in their camper packet!

...AND OTHER ITEMS.

- Fair Book will be available only in electronic format, via website.
- Alcoholic beverages will be available for sale on the fairgrounds throughout the fair. Beverages will be sold in the general area of the grandstands, with those beverages not being permitted beyond the Race Horse Barns (to the East), and the Gazebo (to the West). No alcoholic beverages can be taken into the area of junior fair programming.
- Entries are due by 5:00 p.m. on Saturday, June 18th. Verification forms should be mailed by no later than July 7th, with late entries being accepted until July 22nd. Should you not receive your verification or be out of town during the time that it should arrive, please contact the Fair Office to verify your entry information.
- Daily admission will be \$8, with season passes being sold for \$45 at the Fair Office.
- Be sure to stay up to date through the Hartford Fair website and Facebook pages.
- Photo IDs... Schedule of when photos will be taken for exhibitors / advisors' IDs will be posted to the Hartford Fair website and shared on social media. Please be attentive and have photos taken in a timely manner, if a photo needs to be taken.
 - o All exhibitors last name N-Z, and any exhibitor who did not have a junior fair ID in 2021 will need to have a photo taken (including all new members).
 - o All 4-H and FFA Advisors are asked to have a new photo taken in 2022.

Updated 02.23.2022



2022 Hartford Fair Entry and Picture ID Information

Hartford Fair 14028
Fairgrounds Rd
Croton, OH 43013 Email:
beth@hartfordfair.com
Phone: 740-893-4881

Entries:

Entry Deadline is 5 PM, June 18th. All entry forms will be available online. These forms can be completed online, saved as a PDF file, and printed. You will need to print the completed form in order to add signatures. Entry changes may be made until July 22nd. No changes will be allowed after this date. Any new entry or additional entries received after 5 PM, June 18th and before July 22nd will be charged a late fee. No entry or change will be permitted after July 22nd. You should be able to find department and entry information on our website, www.hartfordfair.com by the end of April.

We can't stress enough to please get your entries in as early as possible! If you wait until deadline, you may be paying a late fee. Any incomplete entry, such as incorrect form, project, or missing signatures will not be processed until corrected. Be sure to pay attention to the type of form you are using and the entry limitations. Only Market Entries should be on the Market form and all other livestock would use the Non-Market form. All still projects displayed in the 4-H Center or FFA building will use the Individual Still Project form.

We strongly encourage club advisors to turn in all members' entries together whenever possible. Advisors will need to schedule an appointment during office hours. If necessary, some evenings and weekends will be available. Please email beth@hartfordfair.com to schedule your club's appointment.

If it is not possible for an advisor to submit an entry, the exhibitor may do one of the following:

- Mail an entry and payment to the fair office – Hartford Fair Entries, 14028 Fairgrounds Rd, Croton, OH 43013. Must be postmarked no later than 5 PM, June 18, 2022.
- E-mail your completed entry form(s) to beth@hartfordfair.com. Once emailed you will then need to call Beth @ 740-893-4881 to pay your entry fee by credit card. Payment must be made before entry will be processed.
- If neither of these are possible, you can email browley@hartfordfair.com or call Beth @740-893-4881 to make arrangements to drop off at the fair office so they can be checked.

ID Badge Pictures:

All ID Pictures will be taken at the Hartford Fair Babcock Building between April 1st and May 31st. Check the Hartford Fair website www.hartfordfair.com for dates and times available.

Exhibitor Picture ID's:

- Who needs to have a picture taken this year? All exhibitors with a last name beginning with **N thru Z**. Those with last name beginning with A thru M and did not have an exhibit last year will also need a picture ID.
- Who does not need a new picture taken this year? If your last name begins with A thru M **and** you received a 2021 ID Photo Badge. A new badge will be issued with the last photo on file.

Advisor Picture ID's:

- All advisors will need to have a picture taken for 2022.

NOTE: If you are unsure, please email beth@hartfordfair.com and we will tell you if you need a new picture.

PORK QUALITY ASSURANCE



2022

PQA PLUS
Our Responsibility. Our Promise.



1

2022 Emphasized Topics

GPP 7 – Practice Good Environmental Stewardship,

GPP 8 – Maintain Proper Workplace Safety,

GPP 9 – Provide Proper Care to Improve Animal Well-Being



2

Veterinarian/Client/Patient Relationship (VCPR)

- The veterinarian:
 - Assumes the role of making medical judgments for animals and owner
- The owner/client/caretaker:
 - Follows the veterinarian's instructions



3

pork
checkoff

3

Distribution and Use of Approved Animal Drugs

- Animal Drug Distribution Methods
 - Over-The-Counter (OTC)
 - Prescription (Rx)
 - Veterinary Feed Directive (VFD)

4

pork
checkoff

4

Extra-label Drug Use - Situations

Examples of extra-label use include:

1. Increasing the dosage
2. Changing the frequency or route of administration
3. Changing the duration of treatment
4. Treating a disease or condition not on the label
5. Changing species or life stage on the label



5

pork
checkoff

5

Responsible Use of Antibiotics

The basis for using antibiotics responsibly during pork production involves evaluating their use to protect animal health, optimize effectiveness and minimize the risk of developing antibiotic resistance, thereby protecting public health.



6

pork
checkoff

6

Antibiotic Purposes

➤ Three antibiotic purposes:

1. Treatment of Illness
2. Control or Prevention of Disease
3. Improve Nutritional Efficiency



7

pork
checkoff

7

Principle I.

Take appropriate steps to decrease the need for the application of antibiotics.

➤ Preventive strategies can help decrease the need for antibiotics

- Biosecurity programs
 - Rodents, birds, mice
- Appropriate animal husbandry
- Hygiene – sanitizing
- Routine health monitoring
- Vaccination programs
 - ERY
 - Ileitis
 - PCV - Circo



8

pork
checkoff

8

Principle II.

Assess the advantages and disadvantages of all uses of antibiotics.

- Other management options should be considered
- Treat only as long as needed
- Review the need for continuing preventative antibiotic therapy



9

pork
checkoff

9

Responsibilities of Properly Administering Animal Health Products

1. Read, understand and follow label directions when giving any medication.
2. Devise a medication record and animal or group ID system that enables all caretakers to know the medication status of animals prepared for harvest.
3. Identify all treated animals.
4. Use medication records to determine that withdrawal times have been completed.




10

pork
checkoff

10

Parts of a Drug Label

1. Trade name
2. Active ingredient
3. Indications
4. Dosage and directions for use
5. Precautions
6. Warnings
7. Withdrawal times
8. Manufacturer's lot number
9. Expiration date



11

pork
checkoff

11

Drug Inventory and Storage

- Keep and maintain a drug inventory.
- Follow drug storage instruction
- Avoid the practice of withdrawing an injectable medication from the original glass vial and storing it in a syringe for later use



12

pork
checkoff

12

Administering Medication

- Orally- Given through the mouth, and can be mixed with water and/or feed
- Topically - Application to skin
- Injection – Five possible options



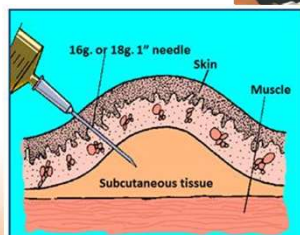
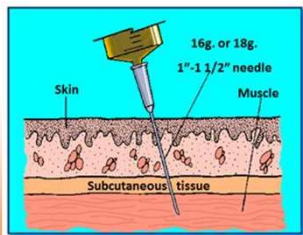
13

pork
checkoff

13

Five Methods of Injectable Administration

- In the muscle (intramuscular – IM)
- Under the skin (subcutaneous – SQ)
- In the abdominal cavity (intraperitoneal – IP)
- In the vein (intravenous – IV)
- In the nasal passages (intranasal – IN)



14

pork
checkoff

14

Standard Operating Procedure (SOP) for Needle Breakage

- Needle breakage is an important issue for the industry.
- What to do if you break a needle?
- Considerations:
 1. Broken needle prevention plan
 2. Identification of animals that are at risk of carrying a broken needle
 3. Communication with your packer
 4. Disposal of sharps




15

pork
checkoff

15

Goals of Feed Manufacturing

- Meets specifications for nutritional composition
- Meets the desired medication level, if appropriate
- Is free of contaminants, or contaminants are below established tolerances or action levels
 - Mycotoxins – Toxicity
 - Vomitoxins



16

pork
checkoff

16



Swine ID, Key Component #1: Premises Identification

- Registering a location of where livestock are:

- Raised
- Housed
- Pass through during commerce

- Locations are given a standardized 7-digit PIN number



17



17

FDA Compliance Policy Guide (CPG 7125.37)

Minimum expectations of medical records, per FDA guidance

Table 3. Animal Medication Record (minimum requirement)

Date	ID	Product Name	Dose	Route	Given By	Withdrawal Time
3/28	210	Tylosin	3 ml	IM	Bill P.	14 days

Suggested medical records with additional information

Table 4. Animal Medication Record (suggested information)

Date (MM/DD/YY)	Animal / Pen / Barn ID	Body Weight	Reason for Treatment	Number Medicated	Product Name	Amount of Drug Given (ml;water)	Route ¹	Initials of Who Administered	Preslaughter Withdrawal (Days)	Date Withdrawal Completed (MM/DD/YY)	Date and Treatment Results ²	ELDU ³	Advising Veterinarian

¹ IM=Intramuscular; SQ=Subcutaneous; IN=Intranasal; Water; Feed ² Sold; Recovered; Died

³ Veterinarian Name and Contact information for Extra-Label Drug Use

18



18

Medication Records

- Primary reason: to make sure withdrawal times have elapsed before marketing animals.
 - Provide documentation that demonstrates a drug was used properly
 - Assure packers of proper procedures
- Records must be kept for 12 months following last day of treatment



19

pork
checkoff

19

Withdrawal Times

- The withdrawal time is the period required for the medication to be metabolized, broken-down, or excreted so that the level remaining in the body of the animal is below the level established as safe for humans.



20

pork
checkoff

20

Residue Avoidance and Testing

Residue Avoidance – follow **all** label instructions on withdrawal periods and dosage.

If the residue status of an animal or group is in doubt, conduct a residue test.

This may be due to:

- ID tags or markings missing
- Accidental animal access to medicated feed
- Lost or damaged records



21

pork
checkoff

21

Environmental Stewardship

The goal of environmental stewardship is to protect our environment, and by adhering to good production practices encouraging sustainability within our fair project.

- Clean buildings and living area
- Pen Manure Management
- Wear proper attire for the show



22

pork
checkoff


22

Safety is Everyone's Responsibility

For a safety program to work, it has to be everyone's responsibility. If any person does not take personal responsibility for working in and maintaining a safe work area, that person puts himself and others at risk.

- Small children around animals
- Electrical concerns
- Fans, gates, latches, sharp edges

➤ EMERGENCY ACTION PLAN



23

pork
checkoff

23

Ethical Responsibility for Well-Being

Every caretaker has an ethical responsibility to protect and promote the well-being of the pigs in his or her care by:

- Providing feed, water and an environment that promotes the well-being of our animals.
- Providing proper care, handling and transportation for pigs at each stage of life.
- Protecting pig health and providing appropriate treatment, including veterinary care when needed.

24

pork
checkoff

24

Ventilation

- Air Quality
 - Control contaminants: dust, ammonia and others
- Temperature Control
 - Pig behavior is a good indicator of thermal comfort
 - Heating/cooling provisions should accommodate needs

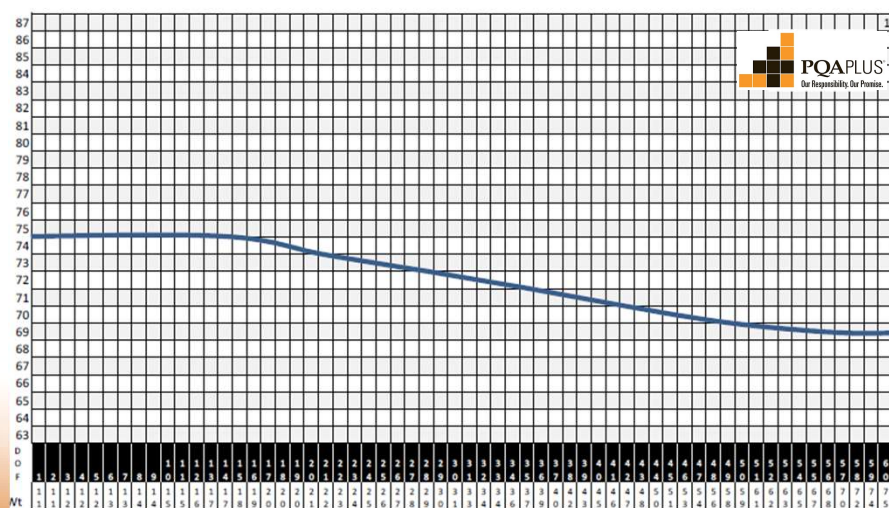


25

porx
checkoff

25

Proper Temperature



26

porx
checkoff

26

Basic Needs-Feed & Water



Feeders

- Out-of-feed events can negatively impact pigs' well-being
- Feed should be readily available to reduce competition and fighting
- Both flow and quality are critical to well-being
- Must be in good state of repair, not cause injury, and be readily available



Waterers

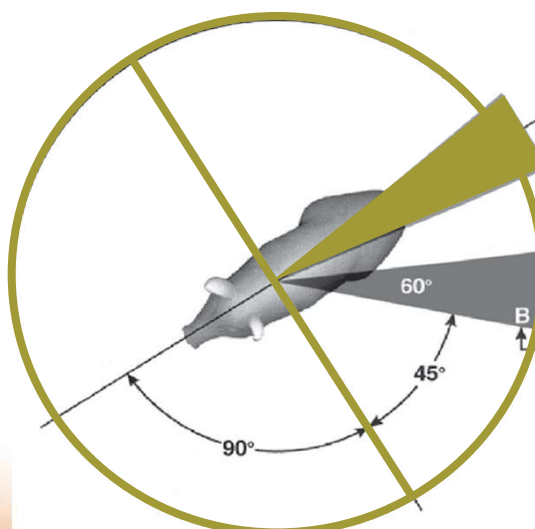
27

pork
checkoff

27

Safe Animal Handling – Instincts: Flight Zone

- Flight Zone
- Point of Balance
- Blind Spot



28

pork
checkoff

28

Safe Animal Handling – Instincts: Following & Herding

- Pigs like to
 - Stay in visual/physical contact
 - Follow each other
- An advantage when moving pigs
 - Up or down ramp/chute
 - Through hallway/alleyway
 - Into or out of a pen or room



29

pork
checkoff

29

Safe Animal Handling – Instincts: Reacting to Changes in the Environment

- Pigs typically slow, stop or change direction when they encounter something new or unfamiliar
- Handler's intentions are not instinctively understood
- Pigs experiencing regular, positive interactions with people are typically
 - Less fearful of handlers
 - Easier to handle



30

pork
checkoff

30

Tools and Equipment

- Tools
 - Physical barrier (e.g., sorting board)
 - Visual barrier (e.g., matador's cape)
 - Auditory stimulus (e.g., rattle/shaker paddle)
- Use the right tool for the right situation



31

pork
checkoff

31

General Guide

Water Intake – Estimated

<u>Pig BW, lb.</u>	<u>Water Intake</u>
8-12	.02-.50
12-25	½ - 1 gallon
25-50	¾ - 1 gallon
50-75	1- 1 ½ gallons
75-150	1 ¼ - 2 gallons
150-Market	1 ½ - 3 gallons

Estimated Feed Intake

<u>Week</u>	<u>Feed Intake, lb.</u>
1	0.25-0.50
2	0.50-0.75
3	0.75-1.00
4	1.50-1.75
5	1.75-2.00
6	2.00-2.25
7-10	3.00-4.50
11-13	5.00-6.50
13+	6.50- +

32

pork
checkoff

32

Additional Feed Efficiency Chart											
Finish Week	Wt in	Wt out	Gilts				Barrows				
			Days	F:G	ADF	ADG	Days	F:G	ADF	ADG	
1-2	10	20	18	1.2	0.7	0.6	18	1.2	0.7	0.6	
3	20	30	10	1.4	1.4	1.0	10	1.4	1.4	1.0	
4	30	40	8	1.6	1.9	1.2	8	1.6	1.9	1.2	
5	40	50	8	1.7	2.2	1.3	8	1.7	2.2	1.3	
6	50	60	7	1.9	2.8	1.5	6	1.9	3.0	1.6	
7	60	70	6	1.9	3.0	1.6	6	1.9	3.2	1.7	
	70	80	6	2.0	3.4	1.7	6	2.0	3.6	1.8	
8	80	90	6	2.0	3.6	1.8	5	2.1	3.9	1.9	
	90	100	6	2.1	3.8	1.8	5	2.2	4.1	1.9	
9	100	110	6	2.3	4.1	1.8	5	2.3	4.4	1.9	
	110	120	5	2.3	4.4	1.9	5	2.4	4.8	2.0	
10	120	130	5	2.5	4.7	1.9	5	2.5	5.1	2.0	
11	130	140	5	2.5	4.8	1.9	5	2.6	5.2	2.0	
	140	150	5	2.6	5.1	2.0	5	2.6	5.5	2.1	
12	150	160	5	2.7	5.3	2.0	5	2.8	5.8	2.1	
13	160	170	5	2.7	5.4	2.0	5	2.9	6.0	2.1	
	170	180	5	2.8	5.6	2.0	5	3.0	6.2	2.1	
14	180	190	5	2.8	5.6	2.0	5	3.0	6.3	2.1	
15	190	200	5	2.9	5.7	2.0	5	3.0	6.4	2.1	
	200	210	5	3.0	5.7	1.9	5	3.3	6.5	2.0	
16	210	220	5	3.1	5.8	1.9	5	3.3	6.6	2.0	
17	220	230	5	3.1	5.8	1.4	5	3.4	6.7	2.0	
	230	240	6	3.2	5.8	1.8	5	3.6	6.8	1.9	
18	240	250	6	3.2	5.8	1.8	5	3.6	6.9	1.9	
19	250	260	6	3.5	6.0	1.7	6	3.9	7.0	1.8	
	260	270	6	3.5	6.0	1.7	6	3.9	7.0	1.8	
	270	280	6	3.5	5.9	1.7	6	3.9	7.0	1.8	
	280	290	6	3.7	5.9	1.6	6	4.1	7.0	1.7	
	290	300	7	3.8	5.7	1.5	6	4.2	6.7	1.6	
Overall			183.0	2.6	4.1	1.6	176	2.8	4.6	1.7	
From 10 to 50			44.0	1.5	1.3	0.9	44	1.5	1.3	0.9	
From 50 to 300			139.0	2.8	5.0	1.8	131	3.0	5.6	1.9	

Feed Guide

porx
checkoff



2022 Hartford Independent Fair

Swine Department Updates

- Ractopamine (Paylean) will be allowed at the 2022 Hartford Independent Fair
- If you choose to participate in the Junior Livestock Sale. The hog designated to sell must be forfeited to the packer truck.
- Reminder: In accordance with the Ohio livestock tampering exhibition rules (901-19-02-D). The grand champion and reserve grand champion pig will be the pig that is forfeited to the Junior Livestock sale and must be forfeited to the packer truck. Packer truck date TBD.
- There will not be a packer for hogs not selling in the Junior Livestock Sale. Hogs not selling in the sale are the exhibitor's responsibility.
- Friday there will be an Open Breeding/Market show for extras and haul-ins. All hogs are to be off the fairgrounds one hour after the conclusion of the Friday show.
- The Junior swine livestock sale will follow last years structure of no pigs in the sale ring.

Swine Health Guide



Swine Health Recommendations: Exhibitors of All Pigs Going to Exhibits or Sales

With the animals being commingled at an exhibition, show or sale, spreading disease is a risk. The recommendations listed apply to all swine at an exhibit or sale that are physically on the premise. Having a plan in place to identify and handle sick animals properly will help reduce the chance of disease spread.

In preparation for the exhibit or sale:

Consult a veterinarian to understand and implement applicable biosecurity and swine health practices; keep the veterinarian's phone number in your barn with your pig's papers and if possible, in your cell phone.

Have a premises identification number for your farm or where the pig(s) are housed (required for PQA Plus® certification or state equivalent)

Utilize an individual, readable identification method for each pig:

- Individual identification helps accurately and quickly identify a pig in the event of a health issue, validation of ownership or for other exhibit needs; papers can get lost or misplaced, but individual identification will remain with the pig
- Refer to the exhibit organizers and the State Veterinarian for specific requirements for individual animal identification

Become familiar with the clinical signs of a sick pig (such as fever, off-feed, lethargy, nasal discharge, cough, "thumping" or hard time breathing, and diarrhea).

- Normal rectal temperature of a pig = 101.5° - 102.5° F
- Pigs can't sweat, they need help staying cool on hot days.
 - › During hot weather a pig's temperature may be elevated.
 - › If its temperature is raised, allow the pig to cool off and re-take the temperature in 15 minutes.
- Work with your veterinarian if your pig becomes sick.

How do I take my pig's temperature?

1. Restrain your pig to avoid injury to you or the pig
2. Use a thermometer to measure temperature:
 - a. Digital – insert into the rectum; push the button and wait for the beep; read temperature
 - b. Mercury – shake down the thermometer so the red line is not showing; insert into the rectum of the pig and wait 30 seconds before reading the temperature
 - c. Laser: point the laser at the space on the skin behind the ear and read temperature

NOTE: Laser thermometer may not be as accurate as rectal thermometer



Digital Thermometer

Some diseases can transmit from humans to pigs and from pigs to humans, so it is important to not go to the exhibition or show if you or your pig is sick.

Make sure that you have all of your equipment, including your show box and its contents, clean, disinfected and ready to go prior to the exhibition. Do not share any equipment with other exhibitors once at the exhibit.

Fill out the appropriate paperwork for the exhibition including health certificates

For your pig's health certificate, you will need to provide the following information:

- Your name, contact information and farm address
- Individual pig identification and physical description for each animal going to the exhibit or sale
- If exhibiting in a state other than where you live, have your veterinarian check with the state you are exhibiting in for specific requirements
- Include information for exhibit-specific requirements
- If requested, list any current vaccines the pig has received (i.e. influenza or PRRS) and current disease testing (i.e. PRRS; PRV)

Animals like cats and dogs can carry pathogens that can make pigs sick. It is important to prevent the spread of pathogens to your pigs or to others. Keep pets at home, do not let them be in contact with your pigs and do not bring them to the exhibit.

At the exhibition or sale:

- Assess your pigs' health on a daily basis
- Report any swine health issues to the exhibit organizer (i.e. swine superintendent) or show veterinarian so they can assess the pig in question
- Ask the exhibition organizer about any specific actions that may be required if a pig becomes sick at the show.
- Keep your area clean and free of manure contamination
- Do not share equipment with other exhibitors
- Do not bring your pets (cats or dogs) at the exhibit

Once you get home:

When pigs from different farms are brought to an exhibit or sale and commingled with other pigs of a different health status, the risk of catching a disease can be high. Just like people can spread illness to each other when gathered in a group, pigs from many locations in an exhibit can also spread illness to each other. Therefore, when you bring your pig back home from an exhibit or sale, it is best to place them in isolation.

Isolate returning pigs from the other pigs at your farm.

- Work with your veterinarian for an isolation plan. The isolation/observation period before returning to contact with other pigs should be no fewer than 7-30 days in order to detect an illness.
- Consult a veterinarian if your pig becomes ill.
- Clean and disinfect equipment, clothing, shoes, show box and contents, and vehicles/trailers that were used at the exhibition.

Clean-up can be as simple as washing, disinfecting and allowing your equipment to dry out in the sun

Clean and dry equipment will help to prevent the spread of pathogens

Recommendations for isolation: (if you have other pigs at your farm)

- Isolation will allow for time for pigs to be observed for disease after they return from an exhibition or sale. When pigs are in isolation, additional testing can be complete to check for diseases before pigs are added back to the rest of the farm (e.g. PRRS). Check with your veterinarian for testing recommendations.
- Have a designated area away from other pigs that have not been to a show.
- Do chores for the pigs in the isolation area as the last task of the day after you have already worked with your other pigs.
- Have dedicated boots and coveralls for isolation only. Another option is to use disposable coveralls and plastic boots for use in isolation and then thrown away when done in isolation.
- Have a separate trash can for use in isolation only.
- Supplies such as buckets and feed pans should not be shared between pigs in isolation and other animals.
- All equipment should be thoroughly cleaned, disinfected and allowed to dry after use in the isolation area.

General Preventive Health Recommendations for Animals Exhibited at the Hartford Independent Fair

Robert C. Krueger, DVM
Mount Vernon Animal Hospital – (740) 397.6958

It is encouraged that all participants have a current relationship with their veterinarian in order to foster the best preventive health care plan for their animals.

Please note: If your animal is under medical treatment at the fair, treatment must be overseen by the official Fair Veterinarian. Please report to the Veterinarian or the Fair Director to ensure compliance with tampering laws and exhibition rules.

Vaccination and internal parasite control must be administered at least 30 days prior to the start of the Fair.

Special Note to Market Animals: **All medications and vaccinations should be given under the guidance of a licensed veterinarian. All meat residues (withdrawal times) must be expired prior to exhibition. Consult your veterinarian for specific protocol recommendations and keep records of medication and dosages. These guidelines are to help protect the animals travelling into and out of the fairgrounds and to comply with residue avoidance guidelines.

Beef Cattle:

1. Vaccines: IBR, BRSV, BVD, PI3, Leptospirosis, Clostridial diseases(7) including Tetanus
2. Internal Parasite Control: On a preventive internal parasite protocol.**
3. External Parasite Control: Free of infectious external parasites and infections such as Lice, Mites, and Ringworm.

Dairy Cattle (including Dairy Feeder Calves):

1. Vaccines: IBR, BRSV, BVD, PI3, Leptospirosis, Clostridial diseases(7) including Tetanus
 - a. **Dairy Feeder Calves: Given at vaccination clinic as required (1st Saturday in June)
2. Internal Parasite Control: On a preventive internal parasite protocol.**
3. External Parasite Control: Free of infections external parasites and infections such as Lice, Mites, and Ringworm.

Goats:

1. Vaccines: Clostridium types C&D and Tetanus
2. Internal Parasite Control: On a preventive internal parasite protocol.**
3. External Parasite Control: Free of infections external parasites and infections such as Lice, Mites, and Ringworm.

Poultry:

1. Vaccines: Vary depending upon management protocol. Consult your veterinarian.
2. Internal Parasite Control: On a preventive internal parasite protocol.**
3. External Parasite Control: Free of infections external parasites and infections such as Lice, Mites, and Ringworm.

Rabbits:

1. Internal Parasite Control: On a preventive internal parasite protocol.**
2. External Parasite Control: Free of infections external parasites and infections such as Lice, Mites, and Ringworm.

Sheep:

1. Vaccines: Clostridium types C& D and Tetanus
2. Internal Parasite Control: On a preventive internal parasite protocol.**
3. External Parasite Control: Free of infectious external parasites and infections such as Lice, Mites, and Ringworm.

Swine:

1. Vaccines: Mycoplasma, Influenza, Erysipelas, Circovirus
2. Internal Parasite Control: On a preventive internal parasite protocol.**
3. External Parasite Control: Free of infectious external parasites and infections such as Lice, Mites, and Ringworm.

Equine – Horse / Pony:

1. Vaccines: West Nile Virus, Eastern Equine Encephalitis, Western Equine Encephalitis, Tetanus, Rhinopneumonitis (EHV 4/1), Equine Influenza, Rabies.
 - a. *These vaccines are required per fair rules.*
2. Internal Parasite Control: De-worming is individualized per horse/per stable environment. It is recommended that your horse maintain a Fecal Egg Count of < 200 epg. Consult your veterinarian for the best protocol for your individual horse.
3. External Parasite Control: Horses should be free of all infectious external parasites and infections such as Lice, Mites, and Ringworm.
4. Body Condition Score of $\geq 4/9$.

Canine:

1. Vaccines: Current Rabies, Distemper, Hepatitis (Adenovirus), Parvovirus, Parainfluenza, 4 way Leptospirosis, and Bordatella (Kennel Cough)
 - a. *These vaccines are required per fair rules.*
 - b. *Veterinarian's Certificate posted at www.licking.osu.edu > 4-H Youth Development > Member Resources*
2. Internal Parasite Control: Monthly heartworm and internal parasite control consistent with your veterinarian's recommendations for your dog.
3. External Parasite Control: Monthly prevention for fleas and ticks as well as free of all infectious external parasites and infections such as Lice, Mites, and Ringworm.
4. Body Condition Score of 2.5/5 minimum.

DRUG USE NOTIFICATION FORM (DUNF)

Sections 1 through 9 must be completed prior to show

EXHIBITION / FAIR NAME: _____ 2 DIGIT FAIR CODE _____

PRINT CLEARLY

1. EXHIBITOR/OWNER NAME _____

2. MAILING ADDRESS _____

Street, P.O. Box Number _____

EXHIBITOR
PHONE (____) _____

City, State, Zip _____

3. ANIMAL IDENTIFICATION
NUMBER (Tag, Tattoo #, Legband)

4. ANIMAL SPECIES [CIRCLE ONE]
CATTLE HOGS SHEEP GOATS
OTHER (Specify) _____

5. ANIMAL DESCRIPTION
(BREED, SEX, COLOR, ETC.)

6. I AM A JUNIOR FAIR MARKET LIVESTOCK EXHIBITOR AND I HAVE ATTENDED OR COMPLETED A QUALITY ASSURANCE PROGRAM DURING THE LAST 12 MONTHS OR I HAVE TESTED OUT OF A PROGRAM WITHIN MY AGE BRACKET.

YES ☐

NO ☐

7. ☐ I CERTIFY THE ABOVE ANIMAL TO BE FREE OF MEDICATION.

▲ IF YOU HAVE CHECKED THIS BOX, SIGN BELOW AND DO NOT COMPLETE THE TREATMENT CHART.

☐ THE ABOVE ANIMAL HAS BEEN TREATED WITH MEDICATION FOR WHICH THE WITHDRAWAL PERIOD HAS NOT ELAPSED.

Complete the treatment chart below ▼

TREATMENT DATE	CONDITION BEING TREATED	TREATMENT GIVEN				DATE WITHDRAWAL COMPLETE
		MEDICATION GIVEN (NAME OF MEDICATION)	AMOUNT (DOSE)	ROUTE (IM, IV, SQ, Oral)	INSTRUCTED WITHDRAWAL TIME (# DAYS)	

IF THIS IS AN EXTRA LABEL OR Rx DRUG, A VETERINARIAN MUST HAVE PRESCRIBED THE MEDICATION.
LIST THE LICENSED VETERINARIAN'S NAME AND ADDRESS WHO PRESCRIBED OR DIRECTED THE TREATMENT:

VETERINARIAN NAME _____ STREET, P.O. BOX NUMBER _____ CITY, STATE, ZIP _____

8. EXHIBITOR/OWNER SIGNATURE _____ AGE: _____ DATE _____

9. PARENT/GUARDIAN SIGNATURE _____ DATE _____
(REQUIRED IF EXHIBITOR IS UNDER 18 YEARS OF AGE)

DISTRIBUTION by Records Official:
AGR DUNF (REV. 1/11)

WHITE FORM: REVIEW UPON COLLECTION AND IMMEDIATELY FORWARD TO ODA
YELLOW FORM: TO BE RETAINED BY THE DESIGNATED RECORDS OFFICIAL FOR ONE YEAR
PINK FORM: TO BE GIVEN TO THE OWNER/EXHIBITOR

CHAMPIONS WILL BE REQUIRED TO COMPLETE A NEW DUNF TO BE SUBMITTED WITH URINE/HAIR SAMPLES TO THE TESTING LABORATORY



THE OHIO STATE UNIVERSITY

Ohio State University Extension
Licking County
771 East Main Street, Suite 103
Newark, OH 43055-6974
740-670-5315 Phone
740-670-5317 Fax
<http://licking.osu.edu>

**NOTICE of REQUIREMENT for
MARKET CATTLE, GOAT, SHEEP & SWINE EXHIBITORS**

Dear Youth Exhibitor;

In 1997, the Food and Drug Administration adopted a regulation, 21 CFR 589.2000, prohibiting the feeding of any ruminant-derived protein (meat and bone meal) to cattle and other ruminants. This regulation resulted from efforts to control any possible introduction or spread of Bovine Spongiform Encephalopathy (BSE) or "Mad Cow Disease" into the domestic cattle herd of the United States.

Because of worldwide media attention over the past few years on the BSE issue and a desire to reassure consumers that all possible steps are being taken to continue to keep BSE out of the United States, a number of beef packers/processors and retail operations have established certification programs for their suppliers to insure that they are not receiving cattle or other ruminants that have been fed ruminant-derived protein materials.

Participating packers in the certification program have made it clear that they will not purchase any cattle, sheep, swine, or goats from producers who have not signed a certificate certifying that indicated animals have been fed any feed containing protein derived from ruminant tissues and/or that none of the livestock being sold have illegal levels of drug residues. Thus, for some packers and buyers to purchase your cattle, we will need to have the certification on the back of this sheet signed and turned in upon arriving to the scales during weigh-in at the fair. If your animals do not weigh in, they will be collected during barn meetings or at a specific time posted in your barn.

I hope that we can work together to insure that the animals contributed to the general food supply through the 4-H and FFA programs may continue to be both safe and wholesome. Please feel free to contact me with any questions.

Sincerely,

Lisa D. McCutcheon
Extension Educator, 4-H Youth Development

Certification Form on Back...

United

Producers, Inc.

CONTINUOUS PRODUCER AFFIDAVIT

As an affidavit is deemed by USDA as an official record of Country of Origin, I attest through first-hand knowledge, normal business records, or producer affidavit(s) that all livestock referenced by this document or other communications specific to the transaction and transferred are of (mark one):

_____ U.S. Origin (born and raised in the U.S.)

_____ U.S. and/or Canadian origin and not imported for immediate slaughter (born in Canada, raised in the U.S.)

_____ Canadian Origin (born and raised in Canada)

Should the origin of my livestock become other than that described above, I agree to notify United Producers, Inc. when this occurs.

I certify that to the best of my knowledge, none of the livestock are adulterated within the meaning of the Federal Food, Drug and Cosmetic Act (e.g., none of them have been fed any feed derived from mammalian tissues as prohibited by 21 C.F.R. 589.2000 nor are they contaminated with foreign materials nor do they have illegal levels of drug residues).

I certify that neither the undersigned nor the person(s) from whom the undersigned purchased the livestock are on the USDA/FSIS active list of repeat violators as having had more than one residue violation in the past 12 months; or if they are on the USDA/FSIS list that the undersigned has identified the animals being sold that come from the person whose name appears on the USDA/FSIS list.

I have and will maintain records of livestock origin for one year from the date of delivery of the livestock to United Producers, Inc.

This Continuous Producer Affidavit shall remain in effect until the undersigned delivers written notice of revocation to the UPI market / staff being presented with this affidavit.

Date: _____

Farm Name: _____

Signature: _____

Name (please print): _____

Contact Information

Address: _____

City and State: _____

Phone Number: _____

Email: _____

Premise I.D. Number (if applicable): _____

(This section to be completed by United Producers, Inc.)

Date Received: _____

Market: _____

Mt. Vernon OH

Producer Number (if available): _____

Persons willfully making false, fictitious, or fraudulent statements or entries regarding the declaration of Country of Origin shall be liable for any damages due to the inaccuracy of this certification.

2011



2022 HARTFORD FAIR

4-H & FFA PROJECT SKILLATHON & INTERVIEW JUDGING SCHEDULE

4-H Beef /Dairy Feeder Projects...

Contest: Sunday, August 7 @ 12:30 p.m. to 2:00 p.m. (Beef Barn/Grubb Arena)
Awards: Tuesday, August 9 - Market Steer Show (Grubb Arena)

4-H Dairy Cattle Projects...

Contest: Monday, August 8 @ 2:00 to 4:00 p.m. (Grubb Arena)
Awards: Tuesday, August 9 - Junior Dairy Show (Grubb Arena)

4-H Goat Projects...

Contest: Wednesday, August 10 @ 1:00 to 3:00 p.m. (4-H Center)
Awards: Saturday, August 13 @ 9:00 a.m. (Grubb Arena)

4-H Horse Projects...

Contest: Sunday, August 7 @ 3:00 to 5:00 p.m. (Horse Complex)
(skillathon only—project interviews held 8:00 a.m. daily)
Awards: Wednesday, August 10

4-H Poultry Projects...

Contest: Tuesday, August 9 @ 10:00 a.m. (Rabbit & Poultry Barn)
Awards: Saturday, August 13 @ 9:00 a.m. (Grubb Arena)

4-H Rabbit Projects...

Contest: Wednesday, August 10 @ 10:00 a.m. (Rabbit & Poultry Barn)
Awards: Saturday, August 13 @ 9:00 a.m. (Grubb Arena)

4-H Sheep Projects...

Contest: Sunday, August 7 @ 10:30 a.m. to 11:45 a.m. (Baird Sheep Arena)
Awards: Wednesday, August 10 just prior to beginning of Market Lamb Show (Grubb Arena)

4-H Swine Projects...

Contest: Sunday, August 7 @ 11:00 a.m. (Swine Barn West Entrance)
Awards: Tuesday, August 9 @ Market Hog Show (Swine Barn Arena)

Members should plan to bring completed project books with them to the skillathon contest. While a member's project book may not be required in order to participate in skillathon contests, it does account for a substantial amount of points.

Awards are presented for (1) skillathon performance, (2) personal interview score, and (3) project book score for completion.